

NEBRASKA

2007 HUSKER FOOTBALL



Nebraska Media Relations • One Memorial Stadium • Lincoln, NE 68588-0123 • Phone: (402) 472-2263 • Fax: (402) 472-2005

2007 Nebraska Schedule

September

1 Nevada (ABC) W, 52-10
 8 at Wake Forest (ESPN) W, 20-17
 15 USC (ABC) L, 49-31
 22 Ball State (FSN PPV) W, 41-40
 29 Iowa State W, 35-17

October

6 at Missouri (ESPN) L, 41-6
 13 Oklahoma St. (FSN PPV) L, 45-14
 20 Texas A&M L, 36-14
 27 at Texas (ABC) L, 28-25

November

3 at Kansas (FSN) L, 76-39
 10 Kansas State (Versus) W, 73-31
 23 at Colorado (ABC) 11 a.m.

All times Central and subject to change

This Week in Husker Football

Monday, Nov. 19

Morning Practice
 11:50 a.m. Coach Callahan on Big 12 Teleconference
Weekly Press Conference
 11 a.m. Lunch
 12:05 p.m. Head Coach Bill Callahan
 12:25-1:10 p.m. Player Interviews

Tuesday, Nov. 20

3:30-5:40 p.m. Practice

Wednesday, Nov. 21

9:30-11:15 a.m. Team visits Lincoln area hospitals
 2:30- 4 p.m. Practice
 7 p.m. Coaches radio show (TBD)

Thursday, Nov. 22 (Thanksgiving Day)

11 a.m. CT Team departs for Boulder
 11:30 a.m. MT Team arrives in Denver

Friday, Nov. 23

11 a.m. Nebraska vs. Colorado (ABC)
 Team returns to Lincoln immediately following game



NEBRASKA
CORNHUSKERS
 5-6, 2-5






COLORADO
BUFFALOES
 5-6, 3-4

GAME 12 >>

NEBRASKA vs. COLORADO

Date: Friday, Nov. 23 Time: 11:09 a.m. CT
 Site: Boulder, Colo.
 Stadium: Folsom Field
 Surface: Natural Grass Capacity: 53,750
 Rankings: NU (NR); Colorado (NR)
 Series Record: Nebraska leads, 46-17-2
 Last Season: Nebraska 37, Colorado 14 in Lincoln

BROADCAST INFORMATION

Television	Radio	Internet
ABC (National) Dave LaMont—Play-by-Play David Norrie—Color Vince Welch—Sidelines 	Husker Sports Network Greg Sharpe—Play-by-Play Adrian Fiala—Color Matt Davison—Analyst Sean Callahan—Sideline Lane Grindle—Sideline Satellite Radio Sirius Satellite Radio, Channel TBA	 Huskers.com  Other Sports USA Radio Network Tony Roberts—Play-by-Play Doug Plank—Color Rich Herrera—Sidelines

Huskers, CU to Battle for Bowl Eligibility in Post-Thanksgiving Matchup

After a dominant 73-31 win over Kansas State, Nebraska will close the regular season with a post-Thanksgiving game against Colorado in Boulder. The meeting will mark the 12th consecutive season the Big 12 North rivals have met on the Friday after Thanksgiving. Game time at CU's Folsom Field is set for 10 a.m. MT (11 a.m. CT), with the game televised to a national audience by ABC.

The Huskers and Buffs both enter the game with the same goal—achieving bowl eligibility. Both teams stand at 5-6 entering the regular-season finale and need a victory to reach the required six-win minimum for bowl eligibility. Nebraska's victory over Kansas State in Lincoln ended a five-game losing skid for the Huskers, and put NU in position to make its 38th bowl trip in the past 39 seasons, and the school's 45th overall postseason appearance.

The resurgence against Kansas State was due in large part to an offensive explosion, including the most points by a Husker team since 1997 and the most yards by Nebraska since 1995. The Husker offense has clicked the past three weeks, averaging better than 540 yards in games against Texas, Kansas and Kansas State.

Colorado will also put its bowl hopes on the line in the matchup with Nebraska. The 5-6 Buffs are 3-4 in Big 12 action and have dropped four of their past five games after opening the season with a 4-2 record, including an upset of Oklahoma in Boulder. Nebraska will be attempting to pick up its third straight victory in the series and continue a run of success in Boulder. The Huskers have won the past two meetings at Folsom Field and six of the last seven games at Colorado.

Record-Setting Effort by Ganz Leads Nebraska to Easy Win over Kansas State

Joe Ganz produced one of the best individual offensive performances in school history to lead a high-powered Nebraska offense to more than 700 total yards in a 73-31 victory over Kansas State in the 2007 home finale. Playing in front of a Senior Day crowd of 84,665 fans, Ganz shattered both Nebraska's single-game total offense (528 yards) and single-game passing records (510 yards), while adding a school record for the most touchdown passes thrown in a game with seven.

The junior quarterback from Palos Heights, Ill., completed 30-of-40 passes and did not throw an interception in his second career start. Along with his 510 yards passing and seven scores through the air, Ganz added 18 yards on six carries on the ground.



National Rankings

Associated Press (Nov. 11 poll)

No.	Team (1st)	Record	Points
1.	LSU (40)	9-1	1,590
2.	Oregon (22)	8-1	1,574
3.	Oklahoma (1)	9-1	1,471
4.	Kansas* (1)	10-0	1,439
5.	West Virginia (1)	8-1	1,340
6.	Missouri*	9-1	1,336
7.	Ohio State	10-1	1,184
8.	Georgia	8-2	1,130
9.	Arizona State	9-1	1,122
10.	Virginia Tech	8-2	1,013
11.	USC*	8-2	924
12.	Texas*	9-2	859
13.	Hawaii	9-0	827
14.	Florida	7-3	814
15.	Clemson	8-2	613
16.	Virginia	9-2	539
17.	Boise State	9-1	533
18.	Boston College	8-2	527
19.	Tennessee	7-3	488
20.	Illinois	8-3	390
21.	Cincinnati	8-2	305
22.	Kentucky	7-3	283
23.	Michigan	8-3	237
24.	Wisconsin	8-3	182
25.	Connecticut	8-2	127

USA Today Coaches (Nov. 11 poll)

No.	Team (1st)	Record	Points
1.	LSU (35)	9-1	1,457
2.	Oregon (13)	8-1	1,407
3.	Oklahoma (4)	9-1	1,366
4.	Kansas* (7)	10-0	1,344
5.	West Virginia (1)	8-1	1,238
6.	Missouri*	9-1	1,194
7.	Ohio State	10-1	1,145
8.	Arizona State	9-1	1,042
9.	Georgia	8-2	1,005
10.	Virginia Tech	8-2	923
11.	Texas*	9-2	844
12.	Hawaii	9-0	842
13.	USC*	8-2	814
14.	Florida	7-3	686
15.	Boise State	9-1	556
16.	Clemson	8-2	548
17.	Virginia	9-2	547
18.	Boston College	8-2	505
19.	Tennessee	7-3	306
20.	Kentucky	7-3	304
21.	Illinois	8-3	271
22.	Penn State	8-3	262
23.	Michigan	8-3	259
24.	Wisconsin	8-3	226
25.	Cincinnati	8-2	163

Huskers in the 2007 Polls

Date	A	C	H	Results
Pre.	20	19	--	def. Nevada, 52-10
9-4	16	17	--	def. Wake Forest, 20-17
9-9	14	14	--	lost to USC, 49-31
9-16	24	22	--	def. Ball State, 41-40
9-23	25	22	24	def. Iowa State, 35-17
9-30	25	23	24	lost to Missouri, 41-6
10-7	RV	RV	RV	lost to Oklahoma State, 45-14
10-14	NR	NR	NR	lost to Texas A&M, 36-14
10-21	NR	NR	NR	lost to Texas, 28-25
10-28	NR	NR	NR	lost to Kansas, 76-39
11-4	NR	NR	NR	def. Kansas State, 73-31
11-11	NR	NR	NR	did not play
11-18	NR	NR	NR	

A=Associated Press; C-Coaches; H-Harris

Nebraska amassed 702 yards of total offense, the first time since 1995 that the Huskers crossed the 700-yard plateau. NU also produced its first 70-point scoring total since hanging 77 on Iowa State in 1997.

Although Ganz departed in the fourth quarter, Nebraska continued to roll, scoring on its 11th consecutive possession on **Marlon Lucky's** second touchdown run of the day with just over four minutes left in the game. Lucky finished the day with 16 carries for 103 yards, while adding six receptions for 78 yards, including the 100th reception of his career.

Wide receiver **Maurice Purify** enjoyed the biggest day among the Husker seniors with six receptions for 108 yards, while fellow senior wide receiver **Frantz Hardy** had three receptions that each went for a touchdown. Overall, nine different NU receivers hauled in receptions on the day, including junior **Todd Peterson**, who pulled in four catches for a career-high 85 yards with two scores. Junior Nate Swift joined Lucky on a select Husker receiving list with his 100th career reception.

The Huskers fell behind 7-0 on KSU's second drive of the game, before senior cornerback **Cortney Grixby** ignited the Husker faithful with a scintillating 94-yard kickoff return for a touchdown to tie the score midway through the opening quarter. Grixby's return was Nebraska's first kickoff return for a touchdown since the 1998 season opener. It also appeared to inspire the Husker offense and defense on an emotional Senior Day in Lincoln. After Brooks Rossman hit a 31-yard field with 4:34 left in the first quarter to give KSU a 10-7 lead, the NU Blackshirts slammed the door on the Wildcats for the rest of the half.

Ganz and the Nebraska offense took full advantage by ripping off 45 unanswered points. NU's offensive eruption began with Lucky scoring on a 26-yard touchdown pass from Ganz with 32 seconds left in the first quarter to give NU its first lead at 14-10. Less than two minutes later, Ganz extended NU's lead to 21-10 by hooking up with Hardy on a 36-yard scoring strike with 13:09 remaining in the half. **Alex Henery** pushed the Husker lead to two touchdowns with a 27-yard field goal with 6:39 left, before Lucky struck again with a five-yard scoring run to push NU's lead to 31-10 with 2:05 before halftime.

But the Huskers were just getting started. After the Blackshirts held the Wildcats on fourth down in NU territory, Ganz blistered the KSU secondary with back-to-back connections to Peterson, including a 23-yard touchdown with eight seconds left to put Nebraska up 38-10 at the half.

Nebraska kept rolling after receiving the opening kickoff of the second half, marching 80 yards capped by Ganz's eight-yard touchdown pass to Hardy just three minutes into the half. The duo hooked up for a third time on a 39-yard scoring strike with 6:16 left in the quarter to push NU's lead to 52-10. At that point, Ganz tied Nebraska's single-game record with his fifth touchdown pass of the day, while Hardy tied a record of his own with his third touchdown catch of the afternoon.

Noting Game 11...Nebraska 73, Kansas State 31

► Nebraska's victory marked the Huskers' third straight win over Kansas State and the 19th in the past 20 meetings between the two schools at Memorial Stadium.

► The win gave Nebraska a 4-3 home record in 2007, marking the 39th consecutive season the Huskers have finished with a winning home record.

► Nebraska's 73 points marked its most ever against Kansas State, bettering the 62 points against the Wildcats in 1984. The 73 points were the most by a Nebraska team since the Huskers scored 77 against Iowa State in 1997.

► **Joe Ganz** passed for 510 yards and seven touchdowns. His passing total set a school record, bettering the 438 yards by Sam Keller earlier this season against Ball State. It marked the ninth 300-yard passing day in school history (4 in 2007) and the fourth 400-yard passing day in school history (3 in 2007). Ganz threw for 405 yards on Nov. 3 at Kansas, marking the first time in school history a player has posted back-to-back 400-yard passing efforts.

► The seven touchdown passes set a Nebraska school record, bettering the mark of five held by Eric Crouch (2000 vs. Iowa), Steve Taylor (1987 vs. Oklahoma) and Joe Dailey (2004 vs. Baylor).

► Ganz totaled 528 yards of total offense, breaking the previous school record for total offense of 433 yards by Zac Taylor in 2005 against Iowa State.

► Ganz had 12 pass plays of more than 20 yards and has had 18 completions of 20 or more yards in the past two games. At one point early in the third quarter, eight of Ganz's 15 completions had covered 20 or more yards and 14 of the 15 completions had covered 10 or more yards.

► Nebraska's 702 yards of total offense were the most in Bill Callahan's four seasons as head coach, bettering a 625-yard effort in this year's season opener against Nevada. The Huskers also topped the 700-mark for the first time since totaling 776 against Iowa State in 1995.

► Senior wide receiver **Frantz Hardy** had three touchdowns, a 36-yarder in the second quarter and TDs of 8 and 39 yards in the third quarter. The three touchdowns tied a school record and marked the second straight week NU had a player with three touchdown catches (Maurice Purify at Kansas). Four of Hardy's seven career touchdowns have covered at least 36 yards. Four of Hardy's 14 receptions this season have covered 24 yards or more, including two receptions of more than 50 yards.

NU-Kansas State Stat Wrap

Team Stats	KSU	NU
First Downs	24	35
Rushes-Yards	28-108	37-183
Passes	26-44-0	31-43-0
Passing Yards	320	519
Total Offense	428	702
3rd-Down Conversions	6-14	5-11
Turnovers	0	0
Time of Possession		

NU Rushing Leader

Marlon Lucky--16 carries, 103 yards, 2 TD

NU Passing Leader

Joe Ganz--30-40-0, 510 yards, 7 TD

NU Receiving Leaders

Maurice Purify--6 receptions, 108 yards

Marlon Lucky--6 receptions, 78 yards, TD

Frantz Hardy--3 receptions, 83 yards, 3 TD

NU Defensive Leaders

Steve Octavien--4 UT, 5 AT, 9 TT, 1.5 sacks

Armando Murillo--2 UT, 4 AT, 6 TT, 2-4 TFL

NU Special Teams Leader

Cortney Grixby--94-yard kickoff return for TD

Continued on page 5

2007 Big 12 Standings

North Division

Team	Records		
	Big 12	Overall	Next Game
Kansas	7-0	11-0	vs. Missouri (11/24)
Missouri	6-1	10-1	vs. Kansas (11/24)
Kansas State	3-4	5-6	at Fresno State (11/24)
Colorado	3-4	5-6	Nebraska (11/23)
Nebraska	2-5	5-6	at Colorado (11/23)
Iowa State	2-6	3-9	Season Complete

South Division

Team	Records		
	Big 12	Overall	Next Game
Oklahoma	5-2	9-2	Oklahoma State (11/24)
Texas	5-2	9-2	at Texas A&M (11/23)
Oklahoma State	4-3	6-5	at Oklahoma (11/24)
Texas Tech	4-4	8-4	Regular Season Complete
Texas A&M	3-4	6-5	Texas (11/23)
Baylor	0-8	3-9	Season Complete

2007 Nebraska Non-Conference Opponents

Team	Record	Next Game
Nevada	5-5	at San Jose State (11/24)
Wake Forest	7-4	at Vanderbilt (11/24)
USC	8-2	at Arizona State (11/22)
Ball State	6-5	at Northern Illinois (11/24)

2007 Colorado Schedule/Results

Date	Opponent	Result/Time
9/1	Colorado State (at Denver)	W, 31-28 (OT)
9/8	at Arizona State	L, 14-33
9/15	Florida State	L, 6-16
9/22	Miami (Ohio)	W, 42-0
9/29	Oklahoma	W, 27-24
10/6	at Baylor	W, 43-23
10/13	at Kansas State	L, 20-47
10/20	Kansas	L, 14-19
10/27	at Texas Tech	W, 31-26
11/3	Missouri	L, 10-55
11/10	at Iowa State	L, 28-31
11/23	Nebraska	11 a.m.

Nebraska-Colorado Notes

- ▶ Nebraska's 27-point margin of victory in 2005 was its largest in the series since a 45-point win in 1992.
- ▶ The Huskers have won six of the past seven meetings in Boulder.
- ▶ CU was 10-9-1 in the first 20 games (1898-1961), while Nebraska was 23-1-0 from 1962 to 1985.
- ▶ Colorado's win at Boulder in 1986 snapped NU's 18-game series win streak, and its 12-game win streak at Boulder since 1960.
- ▶ NU coaches Ted Gilmore (2003-04) and Shawn Watson (1999-2005) each previously coached at Colorado.
- ▶ Nebraska starting quarterback Joe Ganz threw a 29-yard touchdown pass to Barry Turner on a fake field goal in the Huskers' 37-14 win over Colorado in 2006.
- ▶ There was a nine-year streak from 1988 to 1996 in which both teams entered ranked in the top 20.
- ▶ This year's match-up marks only the third time since 1981 that neither team is ranked in the top 25.
- ▶ The 1992 game marked the first college game with both teams ranked the same in the AP poll (tie 8th).
- ▶ The 1998 game was the first time in modern history Nebraska has won a game without scoring an offensive touchdown.
- ▶ Colorado's 6-0 win in 1904 ended Nebraska's then-school record 24-game win streak.
- ▶ The Huskers have eight players from the state of Colorado - redshirt freshman defensive end Pierre Allen (Denver), redshirt freshman fullback Aaron Gillaspie (Littleton), freshman tight end Ryan Hill (Arvada), redshirt freshman defensive tackle Seth Jensen (Fort Morgan), junior fullback Thomas Lawson (Parker), junior long snapper Robbie McEwen (Chatfield), junior offensive lineman Matt Slauson (Colorado Springs) and redshirt freshman safety Adam Watson (Niwot).

Scouting the Colorado Buffaloes



Colorado aims to become bowl eligible for the third time in the past four years when the 5-6 Buffs take on Nebraska in the 66th all-time meeting between the teams on Friday, Nov. 23.

The Huskers and Buffaloes have engaged in a long list of battles as one of the Big 12's premier rivalries since the conference was formed in 1996. The annual day after Thanksgiving battle has become a tradition, and Nebraska will try for its third straight win over Colorado in 2007.

The Buffs hope to prevent such a streak behind the leadership of redshirt freshman quarterback Cody Hawkins. The first-year signal-caller won the starting job in the fall and has completed 222-of-395 pass attempts (56.2 percent) this season to account for 2,452 yards. Hawkins holds a 17:15 touchdown-to-interception ratio and has been sacked 14 times. In Colorado's 27-24 upset over then-No. 3 Oklahoma, Hawkins had two fourth-quarter touchdown passes as part of a 220-yard day to lead the Buffs back from a 24-7 third-quarter deficit. It was one of six times this season that Hawkins has thrown for two scores in a game, including his first career start when he was 18-of-31 for 202 yards in the Buffs' 31-28 overtime win over rival Colorado State. Hawkins' season-best passing performance was a 306-yard effort in Colorado's 16-6 loss to Florida State.

Hawkins has a wide array of receivers to connect with, as six Buffs have caught more than 20 passes in 2007. Freshman wide receiver Scotty McKnight leads CU with 40 catches for 454 yards (41.3 per game), while senior tight end Tyson DeVree owns the team lead in receiving touchdowns with five. Four Buffs have multiple touchdowns, including McKnight (3), senior wide receiver Dusty Sprague (2) and sophomore tight end Riar Geer (2).

Running back Hugh Charles has gained 820 yards on the ground this season with an average of 82.0 yards per game. The senior has reached the end zone five times. Charles owns rushing performances of 61 (2006) and 78 (2005) yards against the Huskers in his career, including a 45-yard run on CU's first play from scrimmage in 2005 that led to the Buffs' only points in Nebraska's 30-3 win. Charles' long run this season stands at 37 yards.

One of Colorado's biggest strengths is pass defense, where senior cornerback Terrence Wheatley's five interceptions leave him tied for the Big 12 Conference lead. Wheatley picked off three passes in Colorado's 31-26 road victory at Texas Tech to tie the school record and returned another one 35 yards for a touchdown at Arizona State. Senior linebacker Jordon Dizon also had a large defensive presence against the Red Raiders, returning an interception 42 yards to give Colorado a 24-6 third-quarter lead. The Buffs are ranked 51st nationally in total defense, giving up 369.4 yards per game. Dizon is the leading tackler for CU with 144 total stops, more than 60 tackles ahead of junior defensive back Daniel Dykes (79).

Colorado Head Coach Dan Hawkins

Head Coach Dan Hawkins (UC-Davis, 1984) is 7-16 in two years as Colorado's head coach, and aims to help the Buffs become bowl eligible for the time in his tenure.

Hawkins owns a 97-30-1 overall record in 12 years as a head coach, including the last seven at the Division I level. Entering this season, the Fall River Mills, Calif., native ranked as the 11th winningest active Division I coach (.738), a percentage that is eighth best among active coaches with at least 100 games of experience.

Hawkins moved to CU following a highly successful five-year stint as head coach at Boise State. He guided BSU to three seasons with at least 11 wins, three Western Athletic Conference titles and a 31-game WAC winning streak from 2001 to 2005. He previously served as the Broncos' assistant head coach for three years under former Head Coach Dirk Koetter, who then left for Arizona State. Prior to Boise State, Hawkins guided NAIA Willamette from 1993 to 1997, including a trip to the NAIA title game in his final season. He also has held assistant coaching posts at Sonoma State, College of the Siskiyous (Calif.) and UC-Davis.

Nebraska-Colorado Series...66th Meeting

Nebraska and Colorado will add the 66th chapter to their rivalry this Friday in Boulder. The Huskers own a 46-17-2 advantage in the all-time series and have won two straight games at Colorado dating back to 2003. In the last contest at Folsom Field, the Huskers defeated the Buffs, 30-3, to improve their all-time record on the Flatirons to 22-9-2. Nebraska won last year's game in Lincoln, 37-14, to conclude a 9-3 regular season.

2007 Nebraska-Colorado Statistical Comparison

Category	Nebraska (5-6, 2-5 Big 12)			Colorado (5-6, 3-4 Big 12)		
	Avg.	Big 12	Natl.	Avg.	Big 12	Natl.
Rushing Offense	146.1	7th	69th	138.5	8th	75th
Passing Offense	309.3	3rd	11th	225.7	10th	59th
Total Offense	455.4	6th	16th	364.2	10th	79th
Scoring Offense	31.8	8th	36th	24.2	10th	82nd
Rushing Defense	228.1	12th	114th	127.8	5th	38th
Pass Defense	245.0	5th	84th	241.6	3rd	80th
Pass Efficiency Defense	128.6	7th	70th	126.8	6th	66th
Total Defense	473.1	12th	111th	369.4	5th	52nd
Scoring Defense	35.5	11th	105th	27.5	7th	63rd
Net Punting	37.6	3rd	18th	35.3	6th	57th
Punt Returns	7.8	8th	78th	10.0	4th	43rd
Kickoff Returns	22.9	5th	35th	22.8	6th	37th
Turnover Margin	-1.3	11th	115th	-0.6	10th	99th
Sacks	1.2	12th	109th	1.6	10th	88th
Tackles For Loss	5.5	10th	89th	5.6	9th	84th
Sacks Allowed	1.6	9th	37th	1.5	7th	31st

bold indicates top-25 national ranking

The Callahan File

Callahan Year-by-Year

Year	Record	Pct.	Postseason
Nebraska			
2004	5-6	.455	None
2005	8-4	.667	Alamo Bowl
2006	9-5	.742	Cotton Bowl
2007	5-6	.455	
Totals	27-21	.563	

Oakland Raiders

2002	13-6	.684	2-1; Won AFC Championship, lost to Tampa Bay in Super Bowl XXXVII
2003	4-12	.250	None
NFL Totals	17-18	.486	One playoff appearance

From the Super Bowl to Campus

Five coaches have taken a collegiate head coaching job after previously guiding their team to a Super Bowl appearance. Callahan is the only active college coach on the list

Coach	NFL Team	Super Bowls	College (Year)
Bill Callahan	Oakland	XXXVII	Nebraska (2004)
Bobby Ross	San Diego	XXIX	Army (2004)
Bill Walsh	San Fran.	XVI, XIX, XXII	Stanford (1992)
Forrest Gregg	Cincinnati	XVI	SMU (1989)
George Allen	Washington	VII	Long Beach St. (1990)

Huskers Under Callahan

Overall	27-21
vs. AP Ranked Teams	3-10
vs. AP Top 10 Teams	0-7
vs. Unranked Teams	24-11
vs. Big 12 Teams	15-17
Home	19-8
Road	7-11
Neutral	1-2
When Rushing for 200 or more yards	7-4
When Rushing for 300 or more yards	3-0
When passing for 200 or more yards	16-14
When passing for 300 or more yards	7-5
When NU player rushes for 100 yards	15-6
When NU player rushes for 200 yards	1-0
When NU has two 100-yard rushers in same game	3-0
When Opponent has 100 Yd. Rusher	6-12
When Scoring 35 or More Points	11-1
When Hold Opp. to 10 Pts. or less	11-0
When Nebraska scores first	20-5
When Nebraska leads at halftime	25-2
When Nebraska trails at halftime	0-17
When Nebraska is tied at halftime	2-2
Record in games decided by 11 points or more	16-14
Record in games decided by 10 or less	9-8
Record in games decided by 7 or less	8-8
Record in games decided by 3 or less	5-4
Record in overtime games	2-0

Walk-on Tradition Thrives Under Callahan

The Nebraska walk-on program is alive and well under the leadership of Head Coach **Bill Callahan**.

Last week Callahan placed three former walk-ons on scholarship—punter **Dan Titchener**, fullback **Andy Sand** and tight end **Sean Hill**. Senior wide receiver **Dan Erickson** was placed on scholarship during fall camp.

Callahan has placed a total of 21 former walk-ons on scholarship since his arrival in 2004. Of that group, 15 were native Nebraskans. Callahan also included five freshman walk-ons in the 105-man fall camp roster. All five were in-state products.



Nebraska Head Coach Bill Callahan

Bill Callahan is in his fourth season as the head coach of the Nebraska football program and owns a 27-21 record with the Huskers. Callahan is the 27th head coach in Husker history, taking the reins in January of 2004. Callahan is 2-1 against Colorado.

Callahan returned Nebraska to the Big 12 Championship Game in his third season in Lincoln. The 2006 Huskers finished with a 9-5 record and swept through the North Division with a perfect 5-0 mark. Nebraska completed the season by playing in the AT&T Cotton Bowl Classic, marking the Huskers' first January bowl appearance in five seasons. The 2006 Husker offense ranked among the nation's best, finishing in the top 25 nationally in all four major statistical categories. Callahan also tutored the

Big 12 Offensive Player of the Year (Zac Taylor) and the league's Defensive Lineman of the Year (Adam Carriker) in 2006.

The Chicago native capped the 2005 campaign by guiding NU to three consecutive wins, including a triumph over Michigan in the Alamo Bowl. The 2005 season marked the first time Nebraska has won its final three games of the season since 1999.

Callahan came to Nebraska after two seasons as the head coach of the Oakland Raiders. He guided Oakland to the AFC Championship and Super Bowl XXXVII in his rookie season as a head coach in 2002, and compiled a 17-18 overall record as the Raiders' head man. Callahan is one of five coaches, and the only active person, to take a collegiate head coaching job after previously guiding a team to a Super Bowl appearance. George Allen, Forrest Gregg, Bobby Ross and Bill Walsh previously led teams to the Super Bowl and returned to the college game.

The 51-year-old Callahan spent nine years in the National Football League, beginning his pro coaching career with the Philadelphia Eagles from 1995 to 1997. He served as an assistant with the Raiders for four seasons from 1998 to 2001, before taking over the top job in Oakland in 2002.

Callahan had extensive experience at the collegiate level before taking the job at Nebraska. Before moving into the professional ranks, Callahan served as the offensive line coach at Wisconsin for five seasons and also had assistant coaching stints at Illinois, Northern Arizona and Southern Illinois. Overall, Callahan is in his 30th year in the coaching profession. In addition to his nine years in the National Football League and 15 previous seasons as a collegiate assistant, Callahan was an assistant coach for two seasons in the Illinois prep ranks in 1978 and 1979. He earned his bachelor's degree from Illinois Benedictine in 1978. He was an NAIA honorable-mention All-America selection as a quarterback in each of his final two seasons.

Huskers Boast Championship Coaching Staff

Callahan has built a coaching staff with championship credentials, both on the collegiate and professional level. The 2007 Husker staff had two new additions. Defensive line coach **Buddy Wyatt** joined the Huskers after spending the previous four years at Alabama. Wyatt has also had stints in the Big 12 at Texas A&M, Colorado and Oklahoma State. Tight ends coach **Joe Rudolph** joined the Huskers after serving on the strength and conditioning staff at 2006 Big Ten champ Ohio State. Rudolph played professionally for Philadelphia and San Francisco, and was an offensive lineman on Wisconsin's 1993 Rose Bowl team, when Callahan tutored the Badgers' offensive line.

► Callahan's coaching staff features three coaches who have either played or coached in the National Football League. Callahan coached Oakland to Super Bowl XXXVII, and running backs coach Randy Jordan was a player on that team, before serving as an assistant coach in 2003.

► In addition to the NFL success of the coaches, Callahan's staff has a history of winning championships at the collegiate level. Members of the Nebraska coaching staff have been part of teams that have captured league titles in each of the following conferences—Atlantic Coast, Big Ten, Big 12, Mid-American, Mountain West, Pac-10 and Western Athletic.

► The staff has recruiting ties in nearly every part of the United States. Recruiting analyst Tom Lemming compiled a list of the 10 best recruiters in college history in 2001. Callahan was included on the list although he had been out of the college ranks for six years at that time. Fourth-year assistant Bill Busch was recognized as one of the nation's top 25 recruiters in 2007.

Callahan Making an Impact in the Community

Since his arrival at Nebraska, Callahan has impressed upon his players the importance of a well-rounded experience including community outreach and involvement. In that area, Callahan has led by example. Callahan continues to spend significant time in the off-season with community events, including several Coach Callahan Charities functions.

The fourth Football 101 for Women took place in early June in Lincoln, with more than 1,100 participants learning more about the game of football. The day included demonstrations on all parts of football, and the event concluded with participants breaking into beginning, intermediate and advanced groups to learn more about the X's and O's of the game from members of the Husker staff. The Football 101 event raised more than \$55,000 to benefit the National Breast Cancer Foundation.

Callahan and his wife, Valerie, also spearheaded Coach Callahan's Fun Run/Walk for Resources on Saturday, Aug. 18. Coach Callahan was the starter for the race and also welcomed the winners to Memorial Stadium for Fan Day following the race. The event raised funds for Juvenile Diabetes and the University Libraries. Overall, Coach Callahan Charities has raised more than \$360,000 for charity in 3 1/2 years. Callahan was the featured speaker at the Make-a-Wish Foundation's Red Tie Dinner in Lincoln in late July, and was the featured speaker at the Big Brothers and Big Sisters of the Midlands this summer.

Husker Coaching Staff



Kevin Cosgrove
Def. Coord./LB
4th Season
Field



Shawn Watson
Off. Coord./QB
2nd Season
Field



Bill Busch
Saf./Spec. Teams
4th Season
Field



Phil Elmastian
Cornerbacks
4th Season
Press Box



Ted Gilmore
Receivers
3rd Season
Press Box



Randy Jordan
Running Backs
4th Season
Field



Joe Rudolph
Tight Ends
1st Season
Field



Dennis Wagner
Offensive Line
4th Season
Field



Buddy Wyatt
Defensive Line
1st Season
Field



Dave Kennedy
Strength Coach
4th Season

Husker Football Notables

- » Five national championships (1970, 1971, 1994, 1995, 1997)
- » 43 conference championships
- » Three Heisman trophies
- » Eight Outland trophies (leads nation)
- » Four Lombardi awards
- » 106 All-Americans
- » 808 all-time victories (fourth all-time)
- » Nation-leading 93 CoSIDA Academic All-Americans
- » NCAA-record 289 consecutive sellouts in Memorial Stadium
- » 44 bowl appearances—fifth in NCAA

800-Win Club

Nebraska became one of four programs with 800 all-time victories during the 2006 campaign, joining Michigan, Notre Dame and Texas. NU reached the historic milestone with a 21-3 win at Kansas State last October and now has 808 all-time victories. The Huskers' meeting with Texas was just the fifth all-time meeting between two teams with 800 or more victories.

1. Michigan	868
2. Notre Dame	823
3. Texas	819
4. Nebraska	808

Nebraska is in its 118th season of college football in 2007, and owns an 808-332-40 all-time record in 1,180 games (.702).

» Since the first season of Nebraska football in 1890, Husker teams have won 11 or more games 12 times, including seven times since 1993.

» Nebraska has won 12 or more games seven times, including three seasons with 13 wins (1971, 1994, 1997).

» Nebraska (702), Michigan (705), Alabama (728) and Notre Dame (736) were the only programs to win 700 games in the 1900s.

Nation's Best Since '70

Nebraska easily ranks as the nation's winningest program since the start of the 1970s, when Bob Devaney guided NU to back-to-back national titles in 1970 and 1971. During the past four decades, the Huskers have compiled a 374-91-5 record, for an .801 winning percentage in 470 games. NU's 374 wins in that time period are 24 more than Michigan who has the second-most wins since 1970.

1. Nebraska	374
2. Michigan	350
3. Ohio State	345
4. Oklahoma	342
5. Penn State	336

» Nebraska has won 10 games or more 21 times since 1970.

» The Huskers have finished the regular season undefeated and untied seven times since 1965, and played in 13 national title games (for one of the two teams) and won five national titles since 1970.

» Nebraska was the first team in college football history to win 100 or more games in consecutive decades, ranking first in the 1980s (103-20) and second in the 1990s (108-16-1). NU narrowly missed 100 wins in the 1970s (98).

Continued from page 2

» Senior wide receiver **Maurice Purify** caught six passes for 108 yards, marking the first time in his career he has had back-to-back 100-yard receiving days. Purify upped his season receiving yardage total to 678, putting him in fourth place on the season receiving yardage list and giving Purify two of the top seven single-season yardage totals in Nebraska history.

» Nebraska senior cornerback **Cortney Grixby** returned a first-quarter kickoff 94 yards for a touchdown, giving Nebraska its first kickoff return for a touchdown since Joe Walker returned a kickoff 99 yards for a touchdown in the 1998 season opener against Louisiana Tech (8-29-1998).

» Grixby's kickoff return for a touchdown marked Nebraska's 14th unconventional score against Kansas State in the past 13 games between the two schools. Nebraska has scored 74 points via non-offensive touchdowns since 1995 against Kansas State. The kickoff return for a touchdown was the first in that stretch for Nebraska against Kansas State. NU has scored points by fake field goal, fumble return, interception return, punt return and blocked punt against KSU in the past 13 seasons.

» Junior wide receiver **Todd Peterson** caught four passes for a career-high 85 yards, bettering his 82 yards at Texas A&M in 2006.

» Senior cornerback **Andre Jones** returned a second-quarter punt 43 yards, marking a season-long punt return for the Huskers.

» Nebraska's 24 points in the second quarter were the most by the Huskers in a quarter since scoring 24 in the second quarter of a 2004 win over Baylor in Lincoln. The Huskers' 38 first-half points were the most by Nebraska since scoring 42 points in the first half of the 2004 season opener against Western Illinois.

Huskers, CU Continue Post-Thanksgiving Tradition

Nebraska will play on the Friday after Thanksgiving for the 18th straight year. The Huskers have met Colorado for post-Turkey Day festivities each of the last 12 years (since the formation of the Big 12). Before 1996, Nebraska and Oklahoma met for six consecutive years on the day after Thanksgiving.

Since 1990, Nebraska has a 14-4 mark on post-Thanksgiving Friday, losing only to Oklahoma in 1990 and Colorado in 2001, 2002 and 2004. The Huskers are 4-1 in that same stretch in Boulder on the Friday after Thanksgiving, losing only in 2001. Before 1990, Nebraska and Oklahoma also met on the Friday after Thanksgiving in 1973, 1976, 1977 and 1982 and squared off on Thanksgiving Day five times between 1965 and 1972.

Nebraska Looks to Continue Success in Boulder

Nebraska owns a comfortable 46-17-2 all-time edge in the series between the two schools, including a 20-8-2 advantage in games played at Folsom Field. Nebraska has enjoyed good success in recent years against the Buffs in Boulder, winning six of the past seven meetings at Folsom Field, most recently a 30-3 win in 2005.

The Huskers' success in Boulder has been due in large part to outstanding offensive production. The Huskers have topped 30 points in each of the past four meetings in Boulder. Overall, Nebraska has scored 30 points or more in six of the past eight meetings between the two schools. The winning team in the series has scored at least 26 points in each of the past eight matchups.

Husker Offense Looks to Continue Surge Against Solid Buff Defense

The Nebraska offense has been at its best in the past three weeks against Texas, Kansas and Kansas State. The Huskers have averaged 45.7 points and 544.3 yards per game in those contests, including 73 points and 702 yards a week ago against Kansas State. The Huskers' recent run of offensive success will be tested by a Colorado defense that ranks fifth in the Big 12 against the run and in total defense.

Nebraska opened the 2007 season against Nevada by rolling up its largest rushing total in five years (413 yards), the top rushing total in the country on opening weekend. The Huskers' 625 total yards were, at the time, their most since 2001

NU vs. CU since 1996

Nebraska and Colorado began playing on the Friday after Thanksgiving in 1996. NU holds an 8-3 advantage in the series since the formation of the Big 12 Conference.

Year	Site	Result
1996	Lincoln	NU, 17-12
1997	Boulder	NU, 27-24
1998	Lincoln	NU, 16-14
1999	Boulder	NU, 33-30 (ot)
2000	Lincoln	NU, 34-32
2001	Boulder	CU, 62-36
2002	Lincoln	CU, 28-13
2003	Boulder	NU, 31-22
2004	Lincoln	CU, 26-20
2005	Boulder	NU, 30-3
2006	Lincoln	NU, 37-14

A Closer Look at the 2007 Nebraska Football Schedule

Date	Opponent	Time/Result	TV	Series	Last Meeting (Site)/Notes
Sept. 1	Nevada	W, 52-10	ABC	NU, 1-0	Nebraska posts Callahan-era bests in rushing offense (413) and total offense (625)
Sept. 8	at Wake Forest	W, 20-17	ESPN	NU, 3-0	Huskers win in first road game vs. ACC; Keller 258 passing; Nunn 6-83 receiving
Sept. 15	USC	L, 49-31	ABC	USC, 3-0-1	Trojans hand NU just third home night loss; Keller 389 passing yards, 2 TD
Sept. 22	Ball State	W, 41-40	FSN PPV	NU, 1-0	NU rallies from nine down in 4th quarter; Keller throws for school-record 438 yards
Sept. 29	Iowa State	W, 35-17	None	NU, 84-16-2	Ruud 93-yard INT return for TD, 14 tackles; 15th straight win over ISU in Lincoln
Oct. 6	at Missouri	L, 41-6	ESPN	NU, 63-35-3	Huskers held without TD for first time since 2004; MU wins third straight meeting in Columbia
Oct. 13	Oklahoma State	L, 45-14	FSN PPV	NU, 36-5-1	Castille rushes for 102 yards on 20 carries; NU's second Homecoming loss since 1968
Oct. 20	Texas A&M	L, 36-14	None	NU, 10-3	A&M ends four-game NU win streak in series; Lucky NU running back record 13 catches
Oct. 27	at Texas	L, 28-25	ABC	UT, 8-4	Texas erases 14-point third-quarter deficit; Swift 6-112-2 TD receptions
Nov. 3	at Kansas	L, 76-39	FSN	NU, 88-23-3	Most points ever allowed by Nebraska; Ganz 405, 4 TDs passing; Purify 158, 3 TD receiving
Nov. 10	Kansas State	W, 73-31	Versus	NU, 75-15-2	NU's third straight over K-State; Ganz school-record 510 passing and 7 TD passes
Nov. 23	at Colorado	11 a.m.	ABC	NU, 46-17-2	2006 (Lincoln) NU 37-14; Huskers have won two straight and 6 of 7 in Boulder

Huskers, Buffs in NCAA Rankings

Top 25 National Rankings

Nebraska Team

Passing Offense, 309.3 ypg (11th)
 Total Offense, 455.4 ypg (16th)
 Net Punting, 37.6 ypp (18th)
 Passing Efficiency, 144.6 rating (17th)

Colorado Team

none

Individual

Terrence Wheatley, Interceptions, 0.50 pg (11th)
 Jordan Dizon, Tackles, 11.9 pg (5th)

NU's Top Offensive Games under Callahan

1. 702 yards vs. Kansas State, 2007
2. 625 yards vs. Nevada, 2007
3. 597 yards vs. Troy, 2006
4. 584 yards vs. Louisiana Tech, 2006
5. 581 yards vs. Western Illinois, 2004
6. 552 yards vs. Ball State, 2007

250-Yard Rushing Games under Callahan

1. 413 yards vs. Nevada, 2007
2. 363 yards vs. Western Illinois, 2004
3. 316 yards vs. Troy, 2006
4. 274 yards vs. Southern Miss, 2004
5. 261 yards vs. Nicholls State, 2006
6. 256 yards vs. Missouri, 2004
7. 252 yards vs. Louisiana Tech, 2006
8. 251 yards at Iowa State, 2006

Nebraska Total Offense Stats

Nebraska ranks 16th nationally in total offense, a year after finishing 14th in 2006 with 414.6 yards per game. That total was NU's best since 2001 (451.2 ypg). Last season was the third time in nine years NU averaged more than 400 yards of total offense. Prior to 1998, Nebraska averaged better than 400 yards per game for 24 straight seasons.

Year	Total Offense
1998	384.9
1999	392.2
2000	459.9
2001	451.2
2002	373.1
2003	345.0
2004	363.2
2005	320.3
2006	414.6
2007	455.4

Nebraska Scoring Offense Stats

NU ranked 17th nationally in scoring at 30.6 points per game, the first time NU had averaged better than 30 points per game since 2001. Nebraska averaged 30 points or more for 24 straight years from 1978 to 2001. Nebraska has scored 27 or more points in 19 of 28 games dating back to the final three games of the 2005 season.

Year	Scoring Offense
2001	37.4
2002	27.4
2003	24.8
2004	25.0
2005	24.7
2006	30.6
2007	31.8

Huskers Open Second Half Strong

Nebraska has made the most of its opportunities to start the second half in recent weeks. The Huskers have received the opening kickoff of the second half for the past three games, and each week drove for a touchdown. The touchdown at Texas gave Nebraska a 17-3 edge, and the score at Kansas cut the Jayhawks' lead to 17 points. Last week's touchdown to start the second half against Kansas State gave Nebraska a 45-10 lead and was one of 11 straight drives on which Nebraska scored.

and the 35 first downs in the game (matched vs. Kansas State) were the most by the Huskers since recording 37 in a 1995 victory over Iowa State. Since the opener Nebraska has relied mostly on its passing game to move the football.

Nebraska has twice unleashed the best two-week aerial assault in school history. Against USC and Ball State, Nebraska passed for a combined 827 yards, including 389 against the Trojans and a then-school-record 438 yards in a 41-40 victory over Ball State. In the past two weeks Nebraska has bettered that passing total with 924 combined passing yards against Kansas and Kansas State, including a school-record 519 yards passing against the Wildcats.

NU enters the Colorado game ranked 16th nationally in total offense at 455.4 yards per game, and 11th in passing at 309.3 yards per game. The Huskers' 455.4 yard-per game average would be their best in a season since 2000. The Huskers have topped 400 yards of total offense in seven of 11 games this season, including each of the last four contests.

Nebraska featured one of the nation's most diverse offensive attacks in 2006, when Nebraska was one of only three teams to rank in the top 25 nationally in all four major offensive statistical categories (Louisville, Oregon). The Huskers finished 2006 ranked 14th nationally and third in the Big 12 in total offense at 414.6 yards per game. Those numbers represented a 94.3-yard improvement over 2005, when the Husker offense clicked late in the year.

Nebraska Offensive Numbers

	2005 (Rank)	2006 (Rank)	Gain	2007
Rushing	96.0 ypg (110th)	170.5 ypg (23rd)	74.5 ypg	146.1 ypg (69th)
Passing	224.3 ypg (54th)	244.1 ypg (23rd)	19.8 ypg	309.3 ypg (11th)
Total	320.3 ypg (96th)	414.6 ypg (14th)	94.3 ypg	455.4 ypg (16th)
Scoring	24.7 ppg (67th)	30.6 ppg (17th)	5.9 ppg	31.8 ppg (36th)

NU Offense Finds Success in Red Zone

Nebraska has been extremely efficient in the Red Zone the past two seasons. A year ago, the Huskers finished the season with an 86 percent efficiency rate in the Red Zone (44-of-51), including 41 touchdowns. At one point in the season, Nebraska was perfect in the Red Zone for seven straight games.

The 2007 Husker offense is showing the same ability to convert scoring opportunities into points. Through 11 games, Nebraska has an 89 percent (40-of-45) Red Zone conversion rate. The Huskers have scored 32 touchdowns and connected on eight field goals after moving inside the opponent's 20-yard line. Among Nebraska's five failed Red Zone opportunities, two have come on loss of downs, one at the end of the half, one at the end of the game and one by a turnover.

Nebraska is fourth in the Big 12 in Red Zone efficiency.

Big Plays a Staple of NU Offensive Attack

The Nebraska offense has shown the ability to produce big plays throughout the 2007 season. Nebraska produced 30 plays from scrimmage that covered at least 20 yards in the first five games, including nine such plays against Ball State. NU also had nine long plays against Nevada, four against Wake Forest, three vs. USC and five against Iowa State.

Nebraska's offensive explosiveness slowed against Missouri, Texas A&M and Oklahoma State, producing just seven plays of 20 yards or more (1 run, 6 pass). Nebraska got back on track with six plays of 20 yards or more against Texas, including five through the air. NU then added seven long plays at Kansas, and exploded against Kansas State. Quarterback Joe Ganz had 12 completions of 20 yards or more and the running game added three plays of 20 yards or more for 15 long plays, the most by the Huskers in more than a decade.

Nebraska has produced 10 of its longest 16 plays from scrimmage in the past three weeks.

The Husker offense of the past two seasons has been much more explosive than in 2004 and 2005. Last season, NU had 63 plays of 20 yards or more through 11 games and finished the year with 74 long plays in 14 games.

Charting the 2007 Husker Offense

Game	Rushes	Rush Yds.	Passes	Pass Yds.	TO	TOP
Nevada	70	413	26	212	1	40:38
Wake	34	115	41	258	3	27:58
USC	28	31	54	389	2	30:58
Ball St.	36	114	37	438	3	32:52
Iowa St.	30	130	29	239	3	20:48
Missouri	25	74	43	223	1	28:20
Okla. State	50	206	18	129	3	30:50
Texas A&M	26	130	44	275	3	23:05
Texas	38	132	38	315	1	30:28
Kansas	23	79	50	405	5	24:39
Kansas St.	37	183	43	519	0	34:11
Pct. of Total Offense Via Rush: 32.1%						
Pct. of Total Offense Via Pass: 67.9%						

Huskers in the Red Zone

Nebraska has converted 40-of-45 Red Zone opportunities into scores, including 32 touchdowns.

Game	RZ	TD	FG
Nevada	7-8	7 (6 R, 1P)	0
W. Forest	2-2	0	2
USC	5-5	4 (2R, 2P)	1
Ball St.	3-3	3 (1R, 2P)	0
Iowa St.	3-5	3 (3P)	0
Missouri	2-2	0	2
Okla. State	2-3	2 (2P)	0
Texas A&M	2-3	2 (1R, 1P)	0
Texas	3-3	2 (2P)	1
Kansas	5-5	4 (3 P, 1 R)	1
Kansas St.	6-6	5 (3 P, 2 R)	1

NU Plays of 20 Yards or More (11 games)

Nebraska has 65 plays from scrimmage of 20 yards or more through 11 games, the second-most in four seasons under Bill Callahan. Nebraska's 2007 big-play total is nine shy of last year's 14-game total of 74 plays of 20 yards or more.

Year	Run	Pass	Total
2004	18	25	43
2005	4	31	35
2006	19	44	63
2007	15	50	65

Marlon Lucky Game-by-Game in 2007

Game	Rushing			Receiving			
	Att.	Yards	TD	Lg	No.	Yds.	TD
Nevada	30	233	3	31	3	33	1
Wake	24	90	1	22	4	34	0
USC	17	33	0	13	6	41	0
Ball St.	21	102	1	28	11	81	0
Iowa St.	16	107	1	41	4	16	0
Missouri	17	67	0	17	7	56	0
Oklahoma St.	13	66	0	11	1	2	0
Texas A&M	8	24	0	9	13	125	0
Texas	24	111	0	33	6	41	0
Kansas	8	15	0	5	6	83	1
Kansas St.	16	103	2	29	6	78	1
Totals	194	850	8	41	67	590	3

Top Rushing Games in NU History

- 294 Calvin Jones at Kansas, 1991
- 285 Mike Rozier vs. Kansas, 1983
- 256 Ken Clark vs. Oklahoma State, 1988
- 255 Rick Berns vs. Missouri, 1978
- 254 I.M. Hipp vs. Indiana, 1977
- 251 Mike Rozier vs. Oklahoma State, 1982
- 248 Keith Jones at Colorado, 1987
- 240 Keith Jones vs. Iowa State, 1987
- 240 Dan Alexander vs. Northwestern, 2000 Alamo Bowl
- 234 Roger Craig vs. Florida State, 1981
- 234 Jammal Lord vs. Texas, 2002
- 233 Marlon Lucky vs. Nevada, 2007

Nebraska Career Rushing List

Player	Years	Yards
1. Mike Rozier	1981-83	4,780
2. Ahman Green	1995-97	3,880
10. Derek Brown	1990-92	2,699
24. Jeff Smith	1980-84	1,992
25. Joe Orduna	1967-70	1,968
26. Tommie Frazier	1992-95	1,955
27. Marlon Lucky	2005-present	1,807
28. Andra Franklin	1977-80	1,738

NU Season All-Purpose Yards Leaders

Year	Player	Yards	Avg.
2007	Marlon Lucky	1,559	141.7
2006	Brandon Jackson	1,459	104.2
2005	Cory Ross	1,274	106.1
2004	Cory Ross	1,393	126.6
2003	Josh Davis	1,474	113.3
2002	Jammal Lord	1,412	100.9
2001	Dahrran Diedrick	1,294	107.8
2000	Dan Alexander	1,171	106.5
1999	Eric Crouch	935	77.9
1998	Correll Buckhalter	887	73.9
1997	Ahman Green	1,982	165.2

Huskers on Watch/Award Lists

Bo Ruud, Sr., LB

- Lott Trophy Award Watch List
- Chuck Bednarik Award Watch List
- Lombardi Award Preliminary Watch List

Sam Keller, Sr., QB

- Manning Award Watch List
- Preseason Big 12 Offensive Newcomer of the Year

Maurice Purify, Sr., WR

- Maxwell Award Watch List
- Biletnikoff Award Watch List

Corey McKeon, Sr., LB

- Chuck Bednarik Award Watch List

Brett Byford, Sr., C

- Rimington Trophy Watch List

Matt Slauson, Jr., OG

- Outland Trophy Watch List

Dan Titchener, Jr., P

- Ray Guy Award Watch List

Lucky Producing Record-Setting Receiving Numbers for NU Offense

Nebraska junior I-back Marlon Lucky has proven himself as an all-purpose back throughout the 2007 season. Beginning with his 233-yard rushing effort against Nevada in the season opener, the 6-0, 210-pounder has shown himself to be a versatile and productive performer for the Husker offense.

In recent weeks, Lucky has distinguished himself as a receiver in the Nebraska offense. He has shattered Nebraska receiving records, not only for running backs, but also regardless of position.

► Lucky made six catches against Kansas State, pushing his season total to 67 receptions. That total is a Nebraska record, bettering the 55 catches by Johnny Rodgers in 1972. Lucky has shattered the previous running back season record of 43 receptions set by Cory Ross in 2005.

► The 67 receptions by Lucky are the most by any running back in the nation. In fact, Lucky ranks 34th nationally and sixth in the Big 12 Conference in receptions per game at 6.1 per game. Lucky is the only running back in the country ranked in the top 60 in receptions per game.

► Lucky has 590 receiving yards this season, a Nebraska running back record, passing Jeff Kinney's 433 yards on 41 catches in 1969. Lucky's 976 career receiving yards are also a position record, bettering Kinney's 864 yards from 1969 to 1971. Lucky needs 24 yards to become the 16th, 1,000-yard receiver in school history and the only player in school history to have both 1,000 career rushing and receiving yards.

► Lucky has recorded the top two games in terms of receptions by a Nebraska running back. Against Ball State, Lucky collected 11 catches for 81 yards to break the previous single-game record for receptions by a back (9). That record lasted all of four weeks, as Lucky hauled in 13 catches for 125 yards against Texas A&M.

► The 13 and 11 reception games rank No. 2 and No. 3 on the single-game receptions chart for any player in school history. Only Dennis Richnafsky's 14 receptions against Kansas State in 1967 top Lucky's two receiving games.

► Lucky has at least three receptions in 14 of the past 17 games dating back to last season and has had four or more catches in nine of the past 10 games.

► Lucky has 101 career receptions, tied for third on the Husker career list with teammate Nate Swift and trailing only Rodgers' NU record of 143 career catches, and teammate Terrence Nunn (132).

Ground Game Also Keyed by Lucky

Marlon Lucky had a career rushing day in the opener against Nevada, carrying a career-high 30 times for 233 yards and three rushing touchdowns against the Wolf Pack. Lucky's big day against Nevada earned him National Offensive Player-of-the-Week honors from the Walter Camp Football Foundation. He was also named the Big 12 Offensive Player of the Week, the second time in his career he has earned that honor.

In the process of running wild through the Wolf Pack defense, Lucky ran his way into the Husker record books.

► His 233 rushing yards shattered his previous career high of 156 yards on 10 carries last season against Troy. The 30 carries were five more than his previous career high of 25 against Auburn in the Cotton Bowl.

► Lucky became the 15th Husker player to rush for more than 200 yards in a game (33 games overall). Lucky's 233 yards marked the 12th-best rushing day in school history, and was just one yard from the single-game top 10.

► The previous time a Husker topped 200 rushing yards was quarterback Jammal Lord who ran for 234 yards against Texas on Nov. 2, 2002. Lucky's 233-yard day was the first 200-yard effort by a Nebraska I-back since Dan Alexander rushed for 240 yards in the 2000 Alamo Bowl against Northwestern. The 233 rushing yards were also the most ever by a Husker in a season opener. Lucky's four touchdowns were the most by a Husker since David Horne had four rushing scores at Texas A&M on Oct. 26, 2002.

► Lucky became the 56th Husker to rush for 1,000 career yards against Nevada. He now has 1,807 yards to rank 27th on the NU career list.

► Lucky has 950 rushing yards in 2007 and needs 50 yards to record the 28th, 1,000-yard rushing season in school history.

► Lucky produced his fifth 100-yard rushing day of the season with 103 yards on 16 carries against Kansas State. Lucky now has eight career 100-yard rushing days, including three in 2006.

► Lucky has 1,559 all-purpose yards in 2007. He averages 141.7 all-purpose yards per game to rank sixth in the Big 12 and 34th nationally. His 1,559 all-purpose yards are the most by a Husker since Ahman Green racked up 1,982 all-purpose yards in 1997.

► Lucky's 266 all-purpose yards against Nevada were the most by a Husker since 1991, when Calvin Jones had a school-record 298 yards against Kansas. The 266 yards tied for the fifth-best total in school history.

Husker Records Report

Category	Record
All-time.....	808-332-40
Home.....	487-133-20
Memorial Stadium.....	362-110-13
Since 1962.....	442-110-5
Away.....	321-198-20
Road (on campus).....	282-158-17
Neutral Sites.....	39-39-3
When Scoring 35+ Points.....	318-3
vs. Big 12 Teams.....	459-168-16
In Big 12 Action (since '96).....	66-33
Home.....	38-10
Away.....	25-21
Neutral.....	3-2
Bowls.....	22-22
On ABC.....	84-42
In Overtime.....	5-0
At Night.....	65-24-3
vs. Ranked Teams...	
All-Time.....	93-107-3
Home.....	43-35-0
Away.....	29-55-3
Neutral.....	21-17-0
as No. 1 Team.....	46-7-1
<i>In Consecutive Sellout Streak...</i>	
Overall.....	252-37
vs. Ranked Teams.....	39-22

NU Streaks...The Huskers have...

- ▶ won 97 straight when rushing for 400 yards
- ▶ won 121 consecutive games when holding the opponent to 10 or fewer points (228-5-1 all-time)
- ▶ scored in 150 consecutive games
- ▶ scored in 255 straight home games
- ▶ shut out opponents 103 times

Big 12 Conference POW Nominees

Game	Offense	Defense	Special Teams
Nevada	Lucky	Octavien	Kunalic
Wake	Nunn	Suh	Titchener
USC	--	--	--
Ball St.	Keller	--	--
Iowa St.	Keller	Grixby	Grixby
Mizzou	--	--	Titchener
Oklahoma St.	--	--	--
A&M	--	--	--
Texas	Swift	--	Titchener
Kansas	--	--	--
K-State	Ganz	--	Grixby

Colorado
Bold indicates winner

Huskers Boast Deep Receiving Corps

Maurice Purify, Terrence Nunn and Nate Swift pace the Nebraska receiving corps, but they are far from the only options in the passing game. Nebraska has several other targets who give the Huskers one of the Big 12's best and deepest group of pass catchers.

Senior **Frantz Hardy** boasts two of the most explosive receiving games in NU history. His 152 receiving yards against Maine in 2005 rank as the fifth-best single-game total in school history. Last season, Hardy had three catches for 159 yards and two touchdowns against Kansas, the No. 4 game on the single-season receiving yards list. Hardy has 14 catches for 294 yards to his credit in 2007, including a 60-yard reception against Iowa State and a 56-yarder at Texas. Hardy has five career catches of 55 yards or more and averages 18.1 yards on his 53 career receptions and is 40 yards from cracking the 1,000-yard career receiving club. Hardy also tied a school record with three receiving touchdowns against Kansas State.

Junior **Todd Peterson** and senior **Dan Erickson** also had extensive game experience entering 2007. Peterson has 16 catches for 313 yards and four touchdowns, while Erickson has eight receptions. Senior tight end **Sean Hill** has 18 catches the most by a Nebraska tight end since 2004.

Purify Making Mark in Record Books in Two Seasons

Senior wide receiver **Maurice Purify** has made his way into the Nebraska record books in just two seasons with the Huskers. Purify has posted his best two week stretch as a Husker with back-to-back 100-yard receiving days against Kansas and Kansas State.

Against Kansas on Nov. 3, Purify tied his career best with seven catches for a career-high 158 yards, the fifth-highest receiving total in school history. The 6-4, 220-pounder also caught three touchdown passes against the Jayhawks, tying a school record and becoming the first NU player to nab three touchdowns in a game since 2000.

A week later, Purify was a key part of Nebraska's record-setting passing day against Kansas State. He caught six passes for a team-high 108 yards, helping Nebraska pass for 519 yards.

Among Purify's notable accomplishments as a Husker are...

- ▶ Purify moved into the top 10 on both the career receptions and career receiving yardage list against Kansas. He now has 80 career receptions to rank seventh on the NU career receptions list. His 1,308 receiving yards are fifth in school history. Purify's two-year receiving total is the best since Johnny Rodgers compiled 1,814 receiving yards in 1971 and 1972.
- ▶ His 46 receptions this season are fourth on the NU single-season receptions list, trailing only Rodgers' 1971 and 1972 totals and teammate Marlon Lucky's school-record 67 catches this season.
- ▶ Purify has caught a team-high six touchdowns in 2007. He led the team with seven TD catches in 2006, and his 13 career touchdown receptions are fifth all-time at Nebraska.
- ▶ Purify has a team-high 678 receiving yards this season, fourth on the single-season list. He owns two of the top seven single-season receiving yardage totals in NU history, as his 630 yards last season are No. 7 on the season charts.
- ▶ Purify has caught five or more passes six times in 2007, including each of the past three weeks.

Nunn Near the Top of Receiving Record Charts

Nebraska's switch to a balanced offensive attack three seasons ago has allowed Husker passers Zac Taylor, Sam Keller and Joe Ganz to re-write NU passing records. Husker receivers have also put their names in a prominent position in the record book. The entire corps of wideouts returned for 2007, along with three of four tight ends who saw extensive action last season.

The most experienced member of the receiving corps is senior **Terrence Nunn**. The Houston native has been a steady performer in the Nebraska offense since starting the season opener as a true freshman in 2004. Nunn has joined Johnny Rodgers as the only Huskers to record two 40-reception seasons in a career after Nunn posted 43 and 42 catches, respectively, in 2005 and 2006. Nunn's career receptions total of 132 ranks second only to Rodgers on the Husker chart, 11 catches behind the 1972 Heisman Trophy winner. In addition to his receptions total, Nunn ranks second in school history in yardage at 1,674 yards.

Nunn did see his pursuit of one record end at Missouri. After having at least one catch in 32 straight games, Nunn was blanked against the Tigers, ending his streak six games shy of Rodgers' record of 38 straight games. Nunn had one of his finest games as a Husker against Wake Forest, catching six passes for 83 yards in a 20-17 win. The six catches were the second-highest output of Nunn's career. Nunn has 18 career games with four or more catches, including three this season.

Swift Also on Record-Setting Receiving Pace

Junior **Nate Swift** is not far behind Nunn and Purify in terms of production. Swift and Nunn joined the Nebraska program together in the fall of 2004, but Swift redshirted his first season in Lincoln. Swift is in close pursuit of Nunn in terms of both career receptions and receiving yards.

The Hutchinson, Minn., native had his most productive game in two seasons on Oct. 27 at Texas, catching six passes for 112 yards and two touchdowns. He also added a two-point conversion catch and his 100-yard day was the fourth of his career, but first since 2005. Swift's four 100-yard receiving days rank third on the NU career list.

Swift has 34 receptions for 488 yards and three touchdowns this season. Against Kansas State, Swift and I-back Marlon Lucky became the third and fourth Huskers to reach the century mark in career receptions. Both players enter the Colorado game with 101 career catches. Swift also ranks third on the Nebraska career receiving yardage list with 1,503 yards, trailing Nunn and NU record holder Johnny Rodgers.

Single-Season Receptions

Player, Year	Receptions
1. Marlon Lucky, 2007	67
2. Johnny Rodgers, 1972	55
3. Johnny Rodgers, 1971	53
4. Maurice Purify, 2007	46
5. Nate Swift, 2005	45
6. Terrence Nunn, 2005	43
Cory Ross, 2005	43
8. Terrence Nunn, 2006	42
9. Jeff Kinney, 1969	41
10. Irving Fryar, 1983	40

Season Receiving Yards

Player, Year	Yards
1. Johnny Rodgers, 1972	942
2. Johnny Rodgers, 1971	872
3. Irving Fryar, 1983	780
4. Maurice Purify, 2007	678
5. Johnny Rodgers, 1970	665
6. Nate Swift, 2005	641
7. Maurice Purify, 2006	630
8. Wilson Thomas, 2001	616
9. Chuck Malito, 1976	615
10. Guy Ingles, 1970	603
-- Marlon Lucky, 2007	590

Career Receptions

Player, Years	Receptions
1. Johnny Rodgers, 1970-72	143
2. Terrence Nunn, 2004-present	132
3. Nate Swift, 2005-present	101
Marlon Lucky, 2005-present	101
5. Matt Davison, 1997-2000	93
6. Jeff Kinney, 1969-71	82
7. Maurice Purify, 2006-present	80
8. Guy Ingles, 1968-70	74
9. Tim Smith, 1977-79	72
10. Cory Ross, 2002-05	71

Career Receiving Yards

Player, Years	Yards
1. Johnny Rodgers, 1970-72	2,479
2. Terrence Nunn, 2004-present	1,674
3. Nate Swift, 2005-present	1,503
4. Matt Davison, 1997-2000	1,456
5. Maurice Purify, 2006-present	1,308

Career Receiving TDs

Player, Years	TDs
1. Johnny Rodgers, 1970-72	25
2. Jon Bostick, 1989-91	15
3. Todd Millikan, 1985-88	14
Bobby Thomas, 1974-76	14
5. Maurice Purify, 2006-present	13
Frosty Anderson, 1971-13	13
7. Nate Swift, 2005-present	12
four others tied with	12

Huskers Shatter Records Against KSU

Nebraska's offensive output against Kansas State sent observers searching through the Husker record books. The Huskers' 73 points were the most by NU since 1997, while the 702-yard offensive output was the best since 1995.

There were several other record-setting performances in the 73-31 win, including...

► **Joe Ganz** passed for 510 yards and seven touchdowns, both shattering NU school records. His 528 yards of total offense bettered the previous Nebraska record by 95 yards.

► Ganz became the first player in school history to record back-to-back 400-yard passing days.

► Wide receiver **Frantz Hardy** caught three touchdown passes to tie the school record for TD receptions. It marked the second straight week a Husker tied that record after **Maurice Purify** caught three TD passes at Kansas a week earlier.

► Purify recorded his second straight 100-yard receiving game and third of the 2007 season. It marked the first time a Husker had back-to-back 100-yard receiving days since Nate Swift in 2005.

The Kansas State game marked the second time this year the Huskers have had a group of notable accomplishments in the passing game. Earlier this season against Ball State, senior quarterback **Sam Keller** threw for a then-school-record 438 yards in a 41-40 victory.

In addition to Keller's 438 yards, the other passing notables in the Ball State game included:

► Nebraska featured two 100-yard receivers in a game for the first time in school history. Tight end **Sean Hill** led the way with 129 yards, while Purify added 122 yards on six receptions.

► Hill's 129 receiving yards were the third-most ever by a Nebraska tight end and the most since 1991.

► I-back **Marlon Lucky** set a Nebraska running back record with 11 receptions for 81 yards. The 11 catches were the second-most in school history regardless of position. He bettered that record with 13 catches against Texas A&M.

Top Passing Games in NU History

Rank	Player	Game	Yards
1.	Joe Ganz	2007 vs. Kansas State	510
2.	Sam Keller	2007 vs. Ball State	438
3.	Zac Taylor	2005 vs. Iowa State	431
4.	Joe Ganz	2007 at Kansas	405
5.	Zac Taylor	2006 vs. Kansas	395
6.	Zac Taylor	2005 at Colorado	392
7.	Sam Keller	2007 vs. USC	389

Top Passing Seasons in NU History

Rank	Player	Year	Yards
1.	Zac Taylor	2006	3,197
2.	Zac Taylor	2005	2,653
3.	Sam Keller	2007	2,422
4.	Dave Humm	1972	2,074
5.	Vince Ferragamo	1976	2,071
6.	Joe Dailey	2004	2,025
7.	Jerry Tagge	1971	2,019
8.	Tom Sorley	1978	1,571
9.	Dave Humm	1973	1,526
10.	Turner Gill	1983	1,516

Sam Keller Game-by-Game

Game	A-C-I	Yards	TD	Long
Nevada	25-14-1	193	1	25 (McNeil)
Wake	41-24-2	248	1	30 (Nunn)
USC	54-36-2	389	2	21 (Swift)
Ball State	37-29-1	438	3	73 (Hill)
Iowa State	28-18-1	219	2	60 (Hardy)
Missouri	43-25-1	223	0	18 (Lucky)
Okla. State	18-10-2	129	2	44 (Peterson)
Texas A&M	44-26-0	275	1	26 (Lucky)
Texas	35-23-0	298	2	56 (Hardy)

Completion Pct.-63.1%

(Note: NU season record is 63.03 %, Jerry Tagge, 1970)

Swift set a Nebraska freshman record with 45 receptions in 2005, the fourth-best receptions total in school history regardless of class. His 641 receiving yards that season rank sixth on the season chart.

The two touchdown catches at Texas gave Swift 12 career touchdown receptions, good for a tie for seventh on the NU career list. He is just three touchdown catches from moving into a tie for second on the Husker career touchdown receptions list.

Ganz Impressive in Starting Assignment

Nebraska junior quarterback **Joe Ganz** took the reins of the Husker offense at Kansas, following the season-ending shoulder injury to senior **Sam Keller**. Ganz has made the most of his first starting opportunity, throwing for 915 yards and 11 touchdowns, while rushing for another in his first two career starts.

In his starting debut, Ganz completed 25-of-50 passes for 405 yards and four touchdowns against the Jayhawks, while opening the scoring with a three-yard touchdown run in the first quarter. The 405 passing yards were the most ever by a Nebraska quarterback in a starting debut and at the time the third-highest single-game total in school history, trailing only Keller's 438 yards against Ball State this season and Zac Taylor's 431-yard effort against Iowa State in 2005. Ganz's 416 yards of total offense also ranked as the third-best single-game total in school history.

The numbers against Kansas paled in comparison to Ganz's output against Kansas State on Nov. 10 in Lincoln. The 6-1, 200-pounder operated the Nebraska offense to near-perfection, completing 30-of-40 passes for 510 yards and seven touchdowns, setting NU records for passing yards and touchdowns. He accounted for 528 yards of total offense, also shattering the previous Husker record in that category. Ganz had 12 completions of more than 20 yards against the Wildcats.

Ganz's 11 touchdown passes give him 12 this season and 15 career touchdown passes on just 107 career passing attempts (14.0 percent of pass attempts). Ganz came off the bench at Texas to guide Nebraska to a touchdown and a two-point conversion to cut the UT lead to 28-25 late in that contest.

Joe Ganz in Last Two Weeks

Game	Att.	Comp.	Yards	TD	INT	Long	20+Yd. Passes	# of Receivers	Rushing
Kansas	25	50	405	4	4	60	6	10	5-11-1 TD
Kansas State	30	40	510	7	0	39	12	9	6-18-0
Totals	55	90	915	11	4	60	18	12	11-29-1 TD

Keller Posts Impressive Offensive Numbers in Husker Attack

Joe Ganz is not the only Nebraska quarterback to operate the Nebraska offense at a high level in 2007. **Sam Keller** posted impressive numbers before suffering a season-ending shoulder injury against Texas. The 6-4, 230-pound Keller is in his second year in the Nebraska program, after transferring from Arizona State. Keller directed the NU scout team offense in 2006 and was the Huskers' Scout Team MVP. Prior to coming to Lincoln, Keller had a standout career at Arizona State, throwing for 3,018 yards and 26 touchdowns, including more than 2,100 yards in eight games in 2005.

Keller had a strong 2007 campaign at the helm of the Husker offense. Keller finished with 2,422 passing yards, the third-most in school history, trailing only Zac Taylor's passing totals from the past two seasons. He also set a then-single-game passing record with 438 yards against Ball State on Sept. 22. His 389 yards passing against USC was the seventh-highest passing total in school history, while his 36 completions against USC tied a school record. He also established a new season completion percentage record by connecting on 63.08 percent of his pass attempts, breaking the previous NU record of 63.03 percent by Jerry Tagge in 1970.

Keller ranks 34th nationally in total offense at 260.4 yards per game. The Danville, Calif., native finished his college career with 5,440 career passing yards, including his career at Arizona State. Keller is hopeful of recovering in time to play in the East-West Shrine Game in Houston in January.

Ruud Continues to Show Knack for Big Plays

Nebraska senior linebacker **Bo Ruud** has continued to show his knack for providing big plays in 2007. Against Iowa State, Ruud intercepted a third-quarter pass and raced 93 yards for a touchdown to give the Huskers a 28-10 lead. The interception return for a score marked the second straight week Ruud found the end zone. A week earlier, Ruud intercepted a Ball State pass in the fourth quarter and returned it 34 yards for a touchdown to help fuel NU's come-from-behind victory.

The interceptions in two straight games gave Ruud five career interceptions, including three that he has returned for touchdowns (also 2005 vs. Maine). Ruud has made the most of his five interceptions, returning them a total of 208 yards and each of them at least 14 yards. The three interception returns for touchdowns are a record for a Husker linebacker. Ruud is one of only seven active players in the nation with at least three career INT returns for touchdowns.

The 93-yard interception return against Iowa State was the longest ever by an NU linebacker and the third-longest in school history. Ruud also became the first NU linebacker to score two touchdowns in a season since Julius Jackson had a fumble and an interception return for a score against Southern Miss in 1999. Ruud's two interception returns for touchdowns in a season ties a Husker linebacker record. In addition to his interception stats, Ruud has also consistently been around ball-carriers during his career. The Lincoln native has forced six fumbles in his career, while recovering four others.

Ruud is in his third season as a starter for the defense. He lined up at WILL linebacker the past two seasons before moving to the SAM linebacker spot in 2007. Ruud ranks seventh on the team with 46 tackles, including a season-high 14 stops against Iowa State and a team-high 10 stops at Missouri. His 14 tackles against Iowa State were one off his career high of 15 stops at Colorado in 2005.

Ruud returned to action against Kansas State after missing the previous two games against Texas and Kansas after suffering a knee injury on the first series against Texas A&M on Oct. 20.

Ruud's 46 tackles have pushed his career tackles total to 208. Against Missouri, Ruud passed his father, Tom (202), on the Nebraska all-time tackles list. Bo's older brother, Barrett, is the Huskers' all-time leader with 432 tackles and currently ranks third in the the NFL in tackles.

Career Tackles

Player, Year	Tackles
1. Barrett Ruud, 2001-04	432
--	
10. Trev Alberts, 1990-93	248
11. Mike Knox, 1981-85	245
12. Broderick Thomas, 1985-88	242
13. Wayne Meylan, 1965-67	238
14. Jay Foreman, 1995-98	233
15. Corey McKeon, 2004-present	230

25. Bo Ruud, 2004-present	208
--	
28. Tom Ruud, 1972-74	202

Career Tackles For Loss

Player, Years	Tackles for Loss
1. Grant Wistrom, 1994-97	58.5
2. Barrett Ruud, 2001-04	50
3. Trev Alberts, 1990-93	45
--	
10. Travis Hill, 1989-92	37.5
--	
Corey McKeon, 2004-present	36

Career Pass Breakups

Player, Years	Breakups
1. Ralph Brown, 1996-99	50
2. DeJuan Groce, 1999-2002	41
Keyuo Craver, 1998-2001	41
4. Fabian Washington, 2002-04	38
Erwin Swiney, 1997-2001	38
6. Cortney Grixby, 2004-present	32

Huskers' Top 10 Home Crowds

No.	Attend.	Opponent	Date
1.	85,800	Colorado (W, 37-14)	Nov. 24, 2006
2.	85,197	Missouri (W, 34-20)	Nov. 4, 2006
3.	85,187	Texas (L, 22-20)	Oct. 21, 2006
4.	85,181	La. Tech (W, 49-10)	Sept. 2, 2006
5.	85,069	Kansas (W, 39-32, ot)	Sept. 30, 2006
6.	84,959	USC (L, 49-31)	Sept. 15, 2007
7.	84,799	Troy (W, 56-0)	Sept. 23, 2006
8.	84,703	Iowa State (W, 35-17)	Sept. 29, 2006
9.	84,665	Kansas State (W, 73-31)	Nov. 10, 2007
10.	84,473	Texas A&M (L, 36-14)	Oct. 20, 2007

Largest Crowds To See Nebraska Play

No.	Opponent	Attend.
1.	at Penn State, Sept. 14, 2002	110,753
2.	Miami (Rose Bowl), Jan. 3, 2002	93,781
3.	Stanford (Rose Bowl), Jan. 1, 1941	92,000
	at USC, Sept. 16, 2006	92,000
5.	at Texas, Oct. 27, 2007	85,968
6.	vs. Colorado, Nov. 24, 2006	85,800
7.	at Penn State, Sept. 25, 1982	85,304
8.	vs. Missouri, Nov. 4, 2006	85,197
9.	vs. Texas, Oct. 21, 2006	85,187
10.	vs. Louisiana Tech, Sept. 2, 2006	85,181

Huskers Again Complete Non-League Play With Winning Record

Nebraska finished the non-conference portion of its 2007 schedule with a 3-1 record. The 2007 season marks the 26th straight season Nebraska has had a winning non-conference record, dating back to a 2-2 record in 1981.

Since 1981, the Huskers have lost either one (10 times) or zero (16 times) non-conference games. Under Bill Callahan, Nebraska has finished non-conference play with records of 2-1 (2004), 3-0 (2005) and 3-1 (2006, 2007). The loss to USC was just the Huskers' second non-conference home loss since 1991.

McKeon Making Way up Nebraska Tackles List

Nebraska senior linebacker **Corey McKeon** is third on the Nebraska defense with 63 tackles this season. McKeon has had his top tackle games in recent weeks with 10 stops against Oklahoma State, followed by a career-high 14 stops against Texas A&M on Oct. 20.

McKeon's 63 tackles have pushed his career tackles total to 230, good for 15th place on the Nebraska career charts. He is 18 stops from becoming one of Nebraska's top 10 career tacklers. McKeon also has six tackles for loss in 2007, giving the Naperville, Ill., native a total of 36 career stops behind the line of scrimmage. He needs 1.5 tackles for loss to move into the top 10 on that career list. A high school safety, McKeon has also recorded five career interceptions, including one earlier this season in Nebraska's 20-17 win at Wake Forest.

Octavien Makes Presence Felt for Husker Defense

Senior linebacker **Steve Octavien** has been the statistical leader of the Nebraska defense for the majority of the 2007 campaign. Octavien enters the regular-season finale at Colorado with a team-leading 80 tackles, including 49 solo stops. He also leads the Huskers with 13 tackles for loss (50 yards) and a NU-best nine quarterback hurries.

The 6-0, 240-pound Octavien boasts a series of impressive numbers, including...

- ▶ Octavien has made at least eight tackles in six of 11 games this season, including three double-figure tackle efforts.
- ▶ Has five games with two or more tackles for loss, including three TFL for 20 yards in losses against Kansas State.

Adi-os

Nebraska freshman place-kicker **Adi Kunalic** has made a significant difference in the Husker kickoff game. Through 11 games, Kunalic has kicked off 60 times and delivered 27 touchbacks. Kunalic's strong leg has helped Nebraska rank second nationally in touchbacks, and Kunalic has the best touchback percentage of any kicker in the country at 45 percent.

A year ago, Nebraska had a strong kickoff return defense ranking 16th nationally in average yards allowed per kickoff return, despite being one of only seven schools to defend 60 or more kickoffs. Last season Nebraska produced just 12 touchbacks in 77 total kickoffs, 15 fewer than Kunalic has provided in 11 games this season, despite the change to kicking off from the 30-yard line.

Henery, Other Walk-ons Playing Large Role for 2007 Huskers

While Adi Kunalic has paced the Husker kickoff game, redshirt freshman place-kicker **Alex Henery** has handled the place-kicking chores in fine fashion. Henery is a perfect 8-of-8 on field goals this season and has connected on all 40 of his extra-point attempts. Henery ranks second on the team in scoring with 64 points this season.

Henery is part of an impressive output by Nebraska walk-ons this season. The Huskers have totaled 350 points through 11 games, with 126 of those points (36 percent) by walk-ons or former walk-ons. In addition to Henery's 64 points, wide receiver **Todd Peterson** has scored four touchdowns for 24 points, tight end **Sean Hill** has provided 20 points, and fullback **Thomas Lawson** has 18 points.

Peterson and Hill are two of 21 former walk-ons who have been placed on scholarship by Head Coach Bill Callahan since he took over the Nebraska program in January of 2004. Of the 21 players, 15 are native Nebraskans.

NCAA-Record 289 Consecutive Home Sellouts

Nebraska boasts an incredible NCAA-record 289 consecutive sellouts at Memorial Stadium. The sellout streak dates back to Hall of Fame Coach Bob Devaney's first year in 1962 (vs. Missouri on Nov. 3). Notre Dame is second in all-time consecutive sellouts with 198, 91 fewer than Nebraska. The Huskers are 252-37 during the 288 sellouts. The mark includes a 39-23 record against ranked teams. Nebraska is 5-0 in the five milestone sellouts during that period (50th, 100th, 150th, 200th and 250th sellouts), including a 24-7 win over No. 2 Colorado on Oct. 29, 1994 (No. 200) and a 44-13 victory over Utah State on Sept. 7, 2002 (No. 250).

The fan support at Memorial Stadium has led to a dominant home advantage for the Huskers. NU has won at least six home games in 18 of the past 21 seasons and is 164-21 at home since 1981.

Nebraska Owns Dominant Edge at Memorial Stadium

Nebraska has rewarded the loyalty of its fans with incredible success at Memorial Stadium through the years. Nebraska finished 6-1 at home in 2006, and has won at least six home games in 18 of the past 21 seasons. Nebraska is 120-14 at home in the last 18 seasons (since 1989), including a pair of losses against teams that went on to win the national championship—Colorado in 1990 and Washington in 1991.

During Nebraska's run of success at home in the past 25 years, Nebraska has had three home winning streaks of 20 or more games. Nebraska had a school-record 47-game home winning streak from 1991 to 1998, a 26-game home streak from 1998 to 2002 and a 21-game win streak in the early 1980s.

Nebraska has not been shut out at home since a 12-0 loss to Kansas State in 1968 (255 games), and has posted 40 unbeaten and untied home seasons. The Huskers are 487-133-20 (.777, 640 games, 118 years) in Lincoln, 362-110-13 (.760, 485 games, 85 years) in Memorial Stadium (since 1923). Nebraska complete its 39th consecutive home winning season with a victory over Kansas State on Nov. 10.

Big 12 History

Year	Division Winners		Big 12 Champ
	North	South	
1996	Nebraska	Texas	Texas
1997	Nebraska	Texas A&M	Nebraska
1998	Kansas St.	Texas A&M	Texas A&M
1999	Nebraska	Texas	Nebraska
2000	Kansas St.	Oklahoma	Oklahoma
2001	Colorado	Texas	Colorado
2002	Colorado	Oklahoma	Oklahoma
2003	Kansas St.	Oklahoma	Kansas State
2004	Colorado	Oklahoma	Oklahoma
2005	Colorado	Texas	Texas
2006	Nebraska	Oklahoma	Oklahoma

Three Seniors Chosen as 2007 Captains

A trio of Husker seniors were elected by their teammates as captains for 2007. Center **Brett Byford**, linebacker **Bo Ruud** and cornerback **Zack Bowman** join the prestigious list of those who have served as captains at Nebraska.

Byford started the final 13 games of the 2006 season, anchoring the Husker offensive line. He is a candidate for all-conference honors this fall and was on the preseason watch list for the Rimington Trophy, given to the nation's top center. Byford is the first-ever Nebraska captain from the state of Alabama.

The 6-2, 200-pound Bowman is Nebraska's first captain from the state of Alaska. Bowman missed the entire 2006 season with a knee injury and suffered a second knee injury during fall camp. Bowman returned to practice in late August and saw his first action since 2005 against Nevada.

Bo Ruud continues a long family history of serving as Husker captains. He joins his brother, Barrett, who served as a captain in 2004, making the Ruud's the seventh brother combination to serve as Husker captains. In addition, Bo's father, Tom, was a Husker captain in 1974, making Tom Ruud and his two sons the only father-son combinations to serve as captains. Bo's great grandfather, Clarence Swanson, was also a Nebraska captain.

Typically, Nebraska will elect game captains to serve with the three season-long captains.

2007 Game Captains

Wake Forest—Todd Peterson
USC—Lance Brandenburg
Ball State—Cortney Grixby
Iowa State—Nate Swift
Missouri—Cortney Grixby
Oklahoma State—Nate Swift
Texas A&M—Terrence Nunn
Texas—Lance Brandenburg
Kansas—Zach Potter
Kansas State—Ben Eisenhart

NU Set to Complete Rugged 2007 Schedule

Nebraska has faced a difficult 2007 schedule. Among NU's 12 regular-season contests, Nebraska played eight 2006 bowl teams. In non-conference action, Nebraska faced 2006 bowl teams Nevada (MPC Computers Bowl), Wake Forest (Orange Bowl) and USC (Rose Bowl). The Huskers' home schedule was among the nation's best, as NU has faced five 2006 bowl teams in Lincoln, one of just 13 schools to face five or more bowl teams on their home field, including just two Big 12 schools.

Entering the Colorado game, eight of Nebraska's 12 opponents are bowl-eligible in 2007, while three others need one additional win to qualify for a bowl game.

Bowl Opponents at Home in 2007

7—Stanford
 6—LSU, Michigan
 5—Nebraska, Texas, Clemson, Rutgers, Penn State, UCLA, Washington, Georgia, Tennessee, Mississippi

Conference Crowns

Nebraska made its first appearance in the Big 12 Championship Game since 1999 with its 2006 trip to the league title game in Kansas City. The Huskers played in three of the first four Big 12 title games. Nebraska is one of three teams to capture two or more Big 12 titles in the first 11 years of the conference, joining Oklahoma with four and Texas with two. Kansas State, Texas A&M and Colorado each captured one Big 12 crown. Oklahoma leads the way with five Big 12 title game appearances, followed by Nebraska, Colorado and Texas with four each.

The Huskers have won 43 football conference championships overall, including eight under Coach Bob Devaney and 13 under Coach Tom Osborne. Oklahoma has won 36 conference championships to rank second behind NU among league schools.

**Huskers Among Leaders in AP National Titles**

Notre Dame leads the nation by winning eight Associated Press national titles since 1936, with Oklahoma (7), Alabama (6), Miami (5), USC (5), Nebraska (4) and Minnesota (4) next in line. While the Huskers were awarded the national title by the coaches in 1997, NU finished second to Michigan in the AP poll.

In 1970, Nebraska was awarded the AP national title, but not the coaches (Texas was first, Ohio State second and NU third) as the final poll was released before the bowl games were played. In the coaches poll (since 1950), Nebraska is tied for fourth with Miami and Texas with four titles, behind Alabama and Oklahoma with six apiece, and USC with five.

Callahan's Huskers Continue to Perform in Classroom

Nebraska has continued its tradition of excellence in the classroom under Head Coach Bill Callahan. In 2006, senior **Dane Todd** was selected as a second-team CoSIDA Academic All-American. Todd completed his career with a perfect 4.0 grade-point average in biological sciences.

Todd was a first-team selection as a junior. In addition to his academic All-America honors, Todd also received the 2007 Walter Byers Award, the highest honor bestowed on a student-athlete by the NCAA.

The selection of Todd as a second-team academic All-American gave the Husker football program 93 all-time CoSIDA Academic All-Americans, a nation-leading total. The Husker athletic program as a whole also leads the nation with 252 academic All-America selections across all teams and all sports.

Phillips Named to Academic All-District Team

Senior tight end **J.B. Phillips** has been named to the ESPN the Magazine Academic All-District VII team as chosen by the College Sports Information Directors of America (CoSIDA). With his selection to the all-district squad, Phillips advances to the ballot for Academic All-America honors which will be announced in early December.

This marks the third consecutive year that Phillips has received academic all-district honors after being a second-team pick each of the past two seasons. The Colleyville, Texas native is in his second semester of graduate school after picking up his degree last December. Phillips completed his undergraduate work in marketing with a 3.73 cumulative grade-point average and he carries a 3.89 grade-point average in his master's degree work.

Big 12 Leader in First-Team Academic All-Conference Selections

A Big 12-leading 15 Nebraska football players were named first-team academic All-Big 12 in 2006. (2007 team will be announced on Tuesday, Nov. 20). Overall, 22 Huskers received either first- or second-team recognition by the Big 12. Dane Todd was one of five Huskers who were named first-team academic All-Big 12 for the third time in their careers. Also named to the first team for the third time were 2006 seniors **Kurt Mann**, **Brandon Rigoni** and **Andrew Shanle**, along with tight end **J.B. Phillips**. A 2007 senior on the field, Phillips earned his undergraduate degree in 3 1/2 years, finishing last December. He plans to complete his master's degree in marketing by May of 2008. Phillips has already completed 18 hours toward his MBA.

Eighteen Seniors on Track to Graduate by December

J.B. Phillips will be in good company by bowl season. A remarkable number of 23 seniors are on track to earn their undergraduate degrees by the completion of the fall semester.

Among Callahan's first three senior classes, 53 of 64 student-athletes have graduated with several others very near completion of their degrees.

Husker Freshmen off to Strong Start in the Classroom

The Husker football program had 18 incoming freshmen take courses in the 2007 summer session. Those newcomers quickly made the transition to the college classroom, completing a combined 102 credit hours with an average GPA of 3.720.

Nebraska Leads Big 12 in 2007 Exhausted Eligibility Graduation Rates

The University of Nebraska is the Big 12 leader in exhausted eligibility graduation rates for the fifth consecutive year. Nebraska boasts an impressive 94 percent rate for the second consecutive year. The exhausted eligibility rate surveys the graduation rate of scholarship student-athletes in 10 incoming freshman classes who complete their eligibility at the University. Nebraska's exhausted eligibility rate has increased from 87 to 94 percent in the past seven years and has improved 22 percentage points since the inception of the rate in 1991-92.

The current exhausted eligibility rate includes members of incoming classes from 1991-92 through 2000-01. During that time, 415 of 443 Nebraska scholarship student-athletes who completed their eligibility earned their undergraduate degree.

Nebraska's 94 percent rate is two points higher than Texas Tech, which was second in the conference at 92 percent. The national average for exhausted eligibility is 86 percent for Division I schools.

Former Huskers Making their Mark in NFL

Nebraska has a long-standing tradition of placing large numbers of players in the NFL. When final 53-man rosters were determined on Sept. 1, Nebraska had 26 players on active NFL rosters, two players on injured reserve and one on a practice squad.

Included in the group of players on NFL rosters are four players who were selected in the 2007 NFL Draft—defensive end Adam Carriker (1st round, St. Louis), running back Brandon Jackson (2nd round, Green Bay), linebacker Stewart Bradley (3rd round, Philadelphia) and defensive end Jay Moore (4th round, San Francisco). NU has two starting punters and two starting place-kickers in the NFL. The combined four kickers are the most of any school in the country.

Huskers in the National Football League

Arizona

Ralph Brown (CB, 8th season)

Atlanta

Demorris Williams (LB, 4th season)

Baltimore

Sam Koch (P, 2nd season)

Buffalo

Chris Kelsay (DE, 5th season)

Carolina

Mike Rucker (DE, 9th season)

Cincinnati

Kyle Larson (P, 4th season)

Detroit

Dominic Raiola (C, 7th season)

Green Bay

Brandon Jackson (RB, Rookie)

Houston

Kris Brown (PK, 8th season)

Ahman Green (RB, 10th season)

New England

Russ Hochstein (C/G, 7th season)

Le Kevin Smith (DT, 2nd season)

New Orleans

Josh Bullocks (FS, 3rd season)

Scott Shanle (LB, 5th season)

Oakland

Fabian Washington (CB, 3rd season)

Philadelphia

Stewart Bradley (LB, Rookie)

Correll Buckhalter (RB, 6th season)

San Diego

Titus Adams (DT, 2nd season)

Ryon Bingham (DT, 4th season)

Carlos Polk (LB, 7th season)

Seattle

Josh Brown (PK, 5th season)

St. Louis

Adam Carriker (DT, Rookie)

Trevor Johnson (DE, 4th season)

Tampa Bay

Barrett Ruud (LB, 3rd season)

Tennessee

Kyle Vanden Bosch (DE, 7th season)

Practice Squad

Baltimore

Cory Ross (KR/PR, 2nd season)

Injured Reserve

Detroit

Daniel Bullocks (FS, 2nd season)

Chicago

Mike Brown (SS, 8th season)

San Francisco

Jay Moore (DE, Rookie)



Osborne to Receive Bryant

Lifetime Achievement Award

The Paul "Bear" Bryant Awards committee of the American Heart Association (AHA) has announced that Tom Osborne has been named the 2008 winner of its Lifetime Achievement Award.

Osborne will receive the award at the Paul "Bear" Bryant College Football Coaching Awards Dinner Thursday, Jan. 17 at the Hyatt Regency Hotel in Houston. The award recognizes excellence in coaching on and off the field during a career, allowing recipients to take their place in history alongside legends such as Bryant. Recent Lifetime Achievement recipients include Glenn "Bo" Schembechler, Jack Pardee and Lou Holtz.

Huskers Fare Well in Graduation Success Rate Report

The Husker football program also scored well in the recent Graduation Success Rate scores that were released by the NCAA. NU ranked second in the Big 12 Conference in GSR at 83 percent, just one percentage point behind league leader Baylor. Among teams ranked in the AP Top 25 of Sept. 30, Nebraska was one of only two schools to record a GSR score of better than 80 percent (also Boston College).

NU Leads in Big 12 Commissioner's Honor Roll

In addition to leading the league in first-team academic All-Big 12 picks, Nebraska also paced the field in Big 12 Commissioner's Honor Roll selections. During the fall 2006 semester, Nebraska placed 39 players on the Big 12 Commissioner's Academic Honor Roll, including six student-athletes who had perfect 4.0 grade-point averages for the semester. During the spring, 35 Huskers were named to the honor roll, with six players recording 4.0 GPAs for the spring semester. The honor roll recognizes all student-athletes who earned a 3.0 grade-point average or better in the previous semester.

Nebraska Honored by AFCA for Grad Rate

The Husker football program was one of 34 schools from across the nation honored this spring by the American Football Coaches Association with the 2007 Academic Achievement Award.

The 34 schools that were honored achieved a graduation rate of 70 percent or better for the 2000-01 incoming freshman class. This year marked the seventh straight year Nebraska has received the honor and the 11th time since 1994 Nebraska has been recognized.

Peterson Receives Brook Berringer Scholarship, Finalist for Wuerffel Trophy

Nebraska junior wide receiver **Todd Peterson** was this year's recipient of the Brook Berringer Memorial Endowed Scholarship. The scholarship was endowed in the memory of former Nebraska quarterback Brook Berringer, who died in a plane crash on April 18, 1996. Peterson received the honor before the Ball State game.

Criteria for the Brook Berringer Memorial Scholarship includes the following: Must be a football student-athlete; must be involved in community service along with high ideals, excellent character and integrity.

Anative of Grand Island, Peterson embodies the description of the Berringer Scholarship criteria. He has been a contributor to the Nebraska receiving corps since his freshman season in 2005 and has made 37 career receptions, including eight touchdown grabs. Off the field, Peterson is heavily involved in community outreach. He was selected to the 2007 Brook Berringer Citizenship Team, which recognizes Husker football players who take a leading role in Nebraska's community outreach activities. Peterson is also a member of the Nebraska Student-Athlete Advisory Committee.

Earlier this month, Peterson was also named one of 11 finalists for the third annual Wuerffel Trophy. The award is presented to the college football player who best combines exemplary community service with outstanding academic and athletic achievement. Peterson is the only finalist from the Big 12 Conference and his selection marks the third straight year that NU has had a finalist for the award. Former Nebraska fullback Dane Todd was a finalist for the Wuerffel Trophy each of the past two seasons. Nebraska and Washington State are the only two schools in the country that have had a finalist for the award since its inception in 2005.

Peterson is majoring in nutrition, exercise and health science and carries a 3.726 cumulative grade-point average. He is a two-time first-team Academic All-Big 12 selection.

Christensen Honored with Jake Young Memorial Scholarship

Nebraska junior offensive lineman **Andy Christensen** was honored as the 2007 recipient of the Jake Young Memorial Scholarship. Anative of Bennington, Neb., Christensen started six games on the Husker offensive line last season as a sophomore. He started the first three games of 2007 at offensive guard, before suffering a season-ending knee injury against USC.

In addition to his on-field talents, Christensen is a standout performer in the classroom, carrying a 3.651 cumulative grade-point average while majoring in construction management. He was a 2006 first-team academic All-Big 12 pick and a CoSIDA Second-Team Academic All-District VII selection. Christensen has also been named to the Big 12 Commissioner's Academic Honor Roll each of his first six semesters on campus.

The Jake Young Memorial Scholarship was made possible by generous donations from friends and family, Husker fans across the nation and by a generous donation from Lynn and Dana Roper. The Roper's were Young's Lincoln parents. The scholarship is given annually to a Cornhusker offensive lineman who has distinguished himself both on the field and in the classroom in a similar fashion as the late Husker All-American. Young was among nearly 200 people killed in Bali on Oct. 12, 2002, by a bomb attack.

Osborne Named Interim Athletic Director

Chancellor Harvey Perlman announced on Tuesday, Oct. 16, that Tom Osborne had agreed to serve as Nebraska athletic director on an interim basis. Osborne left his head coaching post at Nebraska in 1997 after 30 years coaching football. He led the Nebraska Cornhuskers to three national championships, 12 Big Eight titles and one Big 12 title. Osborne's teams finished in the top 10 17 times. He ended his head coaching career with a record of 255-49-3.

Since Osborne left his post as 3rd district Congressman following a gubernatorial bid in 2006, he has been a senior lecturer in the UNL College of Business Administration, teaching leadership and business ethics.

Osborne agreed to serve, on an open-ended arrangement, until Perlman finds a permanent athletic director. Osborne replaced Steve Pederson who was asked to leave the post by Perlman on Monday, Oct. 15.

"I've spent the majority of my life working with the Athletic Department at the university and I want to do what I can at this point to continue in the pursuit of excellence that has been previously established," Osborne said.

Osborne took over duties immediately and will also finish the semester teaching his two classes.

'97 National Title Team Enjoys Reunion

More than 90 members of Nebraska's 1997 national championship team took part in a 10th year anniversary celebration the weekend of the Oklahoma State game. Team members enjoyed a private banquet on Friday, Oct. 12, where the featured speakers were Head Coach Tom Osborne, defensive coordinator Charlie McBride and defensive tackle Jason Peter, one of four captains on the 1997 squad.

The players then were back on the Memorial Stadium field as a team for the first time in a decade, going through a tunnel walk just before the 2007 Huskers took the field. The 1997 Huskers were led onto the field by Osborne and five of his assistant coaches who were on hand for the weekend. Nebraska previously welcomed back the 1994 and 1995 national championship teams for 10-year celebrations in 2004 and 2005, respectively.

NU Continues Dominance of ISU in Lincoln

Iowa State has won just six times in 55 tries against Nebraska in Lincoln following the Huskers' 35-17 win over Iowa State at Memorial Stadium. The win was Nebraska's 15th straight over Iowa State in Lincoln, and NU has scored at least 27 points in each of those 15 games. The Huskers have had a victory margin of at least 28 points in 13 of the last 15 matchups with Iowa State in Lincoln. Since a 24-21 Iowa State win at Memorial Stadium in 1977, the Huskers have outscored ISU 701-172 in 15 matchups in Lincoln, an average score of 46.7-11.5.

Huskers Continue Season-Opening Dominance Against Nevada

Nebraska extended the nation's longest winning streak in season openers with a 52-10 victory over Nevada. The Huskers have been on the winning end in their last 22 season openers, dating back to a 17-13 loss to Florida State in 1985.

The Huskers' 22-game win streak in season openers is four better than the 18 straight opening wins by Florida. The Huskers have won each of their last 22 season openers by 10 or more points, and own an 87-26-5 all-time record in season openers. Nebraska has scored 40 or more points in a season opener 15 of the past 22 seasons. In that same period, the Huskers have limited the opposition to 14 points or less 15 times. Since 1973, NU is 30-4-1 in season openers, including 25-2 at Memorial Stadium, with losses only to Florida State (1985) and Washington State (1977). In all-time home openers NU is 96-17-5, including 68-14-3 at Memorial Stadium. The Huskers are 32-2 in their last 34 home openers.

NU Continues Success in League Openers

Nebraska has a long-standing tradition of opening conference play on a positive note and that continued with a 35-17 victory over Iowa State in Lincoln. The Huskers have won 32 of their past 33 conference openers since 1975, with the only blemish a 2002 loss at Iowa State. The victory over ISU was NU's fourth straight to open Big 12 play under Coach Callahan, and ended a streak of two consecutive years of opening league play with an overtime victory.

In addition to its overall success in league openers, Nebraska has won its last 30 conference home openers since a 24-21 setback against Iowa State to begin the 1977 home Big Eight campaign. Nebraska is 92-18-2 all-time in conference openers, including a 42-6-1 mark in Lincoln. Since the inception of the Big 12 Conference, Nebraska is 11-1 in league openers.

Huskers Win Streak Against Big 12 North Ends with Loss at Mizzou

Nebraska earned a trip to the Big 12 Championship Game in 2006 due largely to its play within the conference's North Division. The Huskers posted a perfect 5-0 mark within the division. Nebraska had posted eight straight wins over North foes until a 41-6 loss at Missouri. The streak extended back to a 2005 loss at Kansas.

The eight-game win streak was Nebraska's longest divisional winning streak since NU won nine straight from 1998 to 2000. The Huskers won their final North game in 1998, all five in 1999 and the first three in 2000. Nebraska is 2-2 against North Division foes this season.

Misc. 2007 Game-by-Game Notes

Nevada

- ▶ Nebraska's victory was its 22nd straight win in a season opener, continuing a nation-best streak in season openers.
- ▶ Nebraska's 413 rushing yards marked the most by a Nebraska team since a 2001 win at Baylor and NU's 625 yards of total offense was also its most in six seasons. Nebraska held the ball for 40:38, the most possession time by the Huskers in 15 seasons and the 35 first downs were its most since a 1995 win over Iowa State.
- ▶ The 96 offensive plays by Nebraska against Nevada were its most since running 106 against Pacific in 1995, and the third-most by a Husker team in the past 20 years.
- ▶ Nebraska ran the football 70 times against Nevada, the most since NU rushed the ball 72 times against Penn State in 2003. The previous high for number of rushes in Callahan's four seasons was 51 in a 23-14 win at Baylor in 2005.

Wake Forest

- ▶ The crowd of 32,483 was the smallest at a Nebraska game since 30,150 fans were in attendance at Nebraska's 1991 win at Oklahoma State.
- ▶ The game was Nebraska's first-ever true road game against an ACC opponent, and improved NU to 5-0 all-time in the regular season against ACC foes. Nebraska will face Virginia Tech in 2008 and 2009, including a trip to Blacksburg in 2009.

USC

- ▶ USC was just the second non-conference to win in Lincoln since 1991.

Ball State

- ▶ The nine-point deficit overcome by Nebraska tied the fourth-largest fourth-quarter comeback in school history, and was the largest at Memorial Stadium since overcoming a 12-point fourth-quarter deficit against Colorado in 1966 (trailed 19-7 before winning 21-19). Of the five-largest comebacks in school history, two have happened under Bill Callahan (also 10-point deficit against Michigan in the 2005 Alamo Bowl). The previous time NU trailed entering the fourth quarter and won at home was against Colorado in 1998 (trailed 14-13 and won 16-14).

- ▶ Nebraska had two players surpass 100 receiving yards in a game for the first time in school history with Sean Hill's 129 yards and Maurice Purify's 122-yard effort.

- ▶ Keller's 73-yard touchdown pass to Hill in the third quarter marked the longest reception by a Nebraska tight end since a 77-yard touchdown pass from Jammal Lord to Matt Herian against Troy in 2003. Hill finished the day with 129 yards receiving, the third-most ever by a Nebraska tight end and the most since Johnny Mitchell set NU's tight end record with 138 yards against Georgia Tech in the 1991 Citrus Bowl. Hill's 100-yard day was the first by a Husker tight end since Matt Herian caught three passes for 110 yards against Troy on Oct. 4, 2003.

Iowa State

- ▶ Nebraska's victory was its 32nd win in its past 33 conference openers. NU has also won its past 30 league home openers, including all 12 since the start of the Big 12 Conference.

- ▶ Junior fullback Thomas Lawson caught two touchdown passes, marking the first time in school history a fullback has recorded two touchdown receptions in a game. He joined Cory Ross (Oct. 1, 2005 vs. Iowa State) and Ahman Green (Oct. 21, 1995 vs. Kansas State) as the only Nebraska running backs with two touchdown receptions in a single game.

- ▶ Senior linebacker Bo Ruud's 93-yard return was the third-longest interception return in school history, bettered only by 95-yard returns by Bill Kosch against Texas A&M in 1971 and Willie Greenlaw against Colorado in 1955. It is the longest ever by an NU linebacker, bettering an 88-yard interception return for a touchdown by Noel Martin against Missouri in 1962.

- ▶ Nebraska held the football for 20:48, marking its lowest time of possession since holding the ball for just 19:33 in a 51-25 win at Kansas State in 1983.

Missouri

- ▶ Nebraska's loss ended the Huskers' eight-game win streak against Big 12 North opponents and was the Huskers' third consecutive setback against Missouri in Columbia.

- ▶ The 35-point loss was the largest to Missouri since a 47-6 setback against the Tigers in 1947, the largest ever victory margin for Mizzou in the series.

Oklahoma State

- ▶ Oklahoma State's win was just its second all-time in Lincoln, and the victory broke a 20-game Husker winning streak over the Cowboys at Memorial Stadium.

- ▶ OSU's 38 points in the first half were four points shy of the Nebraska opponent record for most points in a first half (Colorado, 42, 2001). The 38 points are the most allowed by Nebraska in the first half of a home game.

Texas A&M

- ▶ Texas A&M's win marked the Aggies' third in 13 tries against the Huskers and just their second in eight games at Memorial Stadium. The Texas A&M victory also snapped a four-game Husker win streak in the series.

Texas

- ▶ Texas' three-point victory marked the fifth time in the past seven meetings between the two schools that the outcome has been decided by four points or less. Texas has won all five of those games. The 'Horns have also won all six regular-season meetings between the schools since the formation of the Big 12 Conference.

- ▶ Freshman offensive tackle **Jaivorio Burkes** played in his first career game and made his first career start. The start by Burkes marks the third straight season that Nebraska has had a true freshman offensive lineman earn a start. In 2005, Matt Slauson started the final three games of the season and a year ago Jacob Hickman earned a start in game 10 against Missouri. Burkes, Hickman and Slauson are the only true freshmen to start on the offensive line since 1972.

- ▶ Texas running back Jamaal Charles had 290 yards rushing against the Huskers, the most recorded by an individual against Nebraska in school history. Charles bettered a 247-yard game by Oklahoma's Billy Sims at Oklahoma on Nov. 24, 1979.

Kansas

- ▶ The loss was just the second Nebraska loss in the past 39 games in the series. The Huskers had a 36-game win streak vs. KU snapped in 2005 in Lawrence.

- ▶ Kansas' 76 points are the most ever against Nebraska, eclipsing the previous high of 70 at Texas Tech in 2004. The 115 combined points by the two teams were the most in a Nebraska game since World War II. Kansas' previous high point total against Nebraska was 40 points in 2005.

- ▶ The 48 first-half points by Kansas were the most points ever in a first half against the Huskers (42, at Colorado, 2001). Kansas' 27 second-quarter points were the most ever against Nebraska, bettering a 24-point outburst by Oklahoma in the second quarter in 2000. KU's 21 points in the third quarter tied the most ever in the third quarter against Nebraska (twice previously).

- ▶ **Maurice Purify's** three touchdown catches marked the first time a Husker had three TD catches in a game since tight end Tracey Wistrom had three touchdown receptions against Iowa in 2000.

Nebraska Media Relations

Mailing Address

One Memorial Stadium
P.O. Box 880123
Lincoln, NE 68588-0123
Shipping Address: 600 Stadium Drive

Phone..... 402-472-2263

FAX..... 402-472-2005

E-Mail..... sportsinfo@huskers.com

Media Relations Football Contacts

Media Relations Director..... **Keith Mann**

Phone..... 402-472-0237

E-Mail..... kmann@huskers.com

Assistant..... **Jerry Trickie**

Phone..... 402-472-7779

E-Mail..... jtrickie@huskers.com

Intern..... **Kelli Kremlacek**

Phone..... 402-472-7778

E-Mail..... kkremlacek@huskers.com

Office Manager (Credentials)..... **Vicki Cartwright**

Phone..... 402-472-2263

E-Mail..... vcartwright@huskers.com

Huskers.com

Weekly Football Press Conference

Nebraska holds its regular weekly press conferences on Tuesdays throughout the 2007 season.

The press conferences are held in the Don Bryant Media Facility on Level 6 of West Stadium and will begin with lunch at 11 a.m. Volleyball Coach John Cook will address the media at 11:15 a.m., with selected football players available at 11:30 a.m. Head Coach Bill Callahan will speak to the media at Noon, and selected players will be available following Callahan.

Each press conference will be available via teleconference and selected conferences will be carried on satellite, including Nebraska's Nov. 19 press conference. Quotes will be transcribed and posted by mid-afternoon on Huskers.com, and audio from the press conference will also be available at Huskers.com. The teleconferences are also carried live on HuskersNSide.com. Media wishing to participate in the teleconference should contact the Media Relations office at (402) 472-2263 for more information. The toll-free number for the teleconference is (877) 229-1563 and media can acquire the weekly passcode by calling the Media Relations office.

Media wishing to speak to request interviews with Nebraska players at Tuesday's press luncheon should contact Kelli Kremlacek in the Media Relations Office by 2 p.m. on Monday.

The Coach Callahan Show

Coach Callahan's one-hour weekly TV show, **The Coach Callahan Show**, with host Jim Rose, will be carried on these stations; The show is also available on demand at HuskersNSide.com.

620-WOWT-DT, Omaha	Sunday, 7 p.m.
44.2-KPTH-DT, Sioux City, Iowa	Sunday, 7 p.m.
KOLN/KGIN (Ch. 10/11), Lincoln/G.I.	Sunday, 10:35 p.m.
KNOP/KIIT (Ch. 2/11), North Platte	Sunday, 10:35 p.m.
WOWT (Ch. 6), Omaha	Sunday, 11:35 p.m.
Time Warner Cable (Ch. 101), Lincoln	On Demand
Spencer Municipal Cable Iowa	Mon, 10:30 p.m., Tues., 1 p.m.
HuskersNSide Premium Internet	On Demand
Fox Sports Midwest	Tuesday Noon
Metro Sports, Kansas City	Wednesday Noon
	Thursday, 8 p.m.
Great Plains Comm., NE Nebraska	Wednesday 6 p.m.
	Thursday, 10:30 p.m.
	Saturday, 9 a.m.
Comcast Cable, Denver	Wednesday, 6:30 p.m.
	Thursday, 6:30 p.m.
Time Warner Cable (Ch. 13), Lincoln	Thursday, 9 p.m.
Lakes TV, Northwest Iowa	Thursday 9 p.m.

Nebraska Projected Starters in Depth

Offense (*-indicates letters earned)

Position-Player	Yr.	Ht./Wt.	Worth Noting
H-BACK-J.B. Phillips***	Sr.	6-3/245	Veteran has made 33 career starts, 3 TDs; grad student and academic all-district
Sean Hill	Sr.	6-3/250	Making most of first action of NU career; Most catches by NU tight end since '04
LT-Carl Nicks*	Sr.	6-5/330	Second year in program; 12 career starts; one of five Californians in lineup
LG-Jacob Hickman*	So.	6-3/285	Entered starting lineup eight weeks ago, replacing injured Andy Christensen
C-Brett Byford*	Sr.	6-3/300	Rimington Trophy Watch List; Named one of three captains for 2007 season
RG-Matt Slauson**	Jr.	6-5/335	Versatile performer has started games at both guard and tackle this season
RT-Jaivorio Burkes	Fr.	6-5/320	Started first game at Texas; just third Husker true frosh OL to start since 1972
WR (X)-Nate Swift**	Jr.	6-2/200	Ranks third at NU in receptions (101); third in receiving yards; 12 career TDs
WR (X)-Maurice Purify*	Sr.	6-4/220	Career-high 158 receiving yards on 7 catches at KU; 13 career touchdowns
WR (Z)-Terrence Nunn***	Sr.	6-0/190	Ranks second on NU career receptions (132) list; second in receiving yards
FB-Thomas Lawson*	Jr.	6-0/240	Walk-on performer has scored TDs on all three of his receptions
IB-Marlon Lucky**	Jr.	6-0/210	Walter Camp National Player of the Week vs. Nevada; NU season record 67 catches; 1,559 all-purpose yards this season--most at NU since 1997 season (A. Green)
QB-Joe Ganz*	Jr.	6-1/200	Played in 10 career games; Thrown a TD pass on 14 percent of his career passes

Defense (*-indicates letters earned)

Position-Player	Yr.	Ht./Wt.	Worth Noting
O END-Barry Turner**	Jr.	6-3/265	Made first career start against Nevada; Has 10.5 career sacks
DT-Ty Steinkuhler**	Jr.	6-3/285	Son of 1983 Outland winner Dean Steinkuhler; has battled injury throughout 2007
NT-Ndamukong Suh*	Soph.	6-4/305	First name means "House of Spears"; Collected 3.5 sacks in reserve role in 2006
B END-Zach Potter*	Jr.	6-7/285	Ranks eighth on team with 43 tackles; Second in sacks (2.5) and tackles for loss (11)
SAM-Bo Ruud***	Sr.	6-3/235	Returned to starting lineup vs. KSU after missing most of previous three games Joins father, Tom, and brother, Barrett, in serving as Nebraska captains
MIKE-Corey McKeon**	Sr.	6-1/225	Ranks 15th on NU career tackles list; 36 career tackles for loss; 34 career starts
WILL-Steve Octavien*	Sr.	6-0/240	Leads team with 80 tackles in 2007, including team-high 13 tackles for loss
L CB-Armando Murillo	Jr.	6-0/195	One of two defenders to start all 11 games; 63 tackles, team-high 7 PBU
SS-Larry Asante	Soph.	6-1/210	Second on team with 71 tackles; season-best 10 stops vs. Texas A&M
FS-Tierre Green***	Sr.	6-1/200	Probably most versatile Husker; has now started games in NU career at IB, CB, FS and SS; 35 career starts, including all 11 games in '07
R CB-Cortney Grixby***	Sr.	5-9/170	Started 28 straight games before the USC contest; two INTs vs. Iowa State Ranks sixth in school history in career pass breakups (32)

Special Teams (*-indicates letters earned)

Position-Player	Yr.	Ht./Wt.	Worth Noting
PK-Alex Henery	RFr.	6-2/170	Connected on 40-of-40 PATs and 8-of-8 field goals on the season
Adi Kunalic	Fr.	6-0/175	46-yard FG vs. Nevada was longest by a Husker in three years; 27 touchbacks
P-Dan Titchener	Jr.	6-0/200	Helping Huskers to No. 18 national rank in net punting; 14 punts inside 20-yard line
LS-T.J. O'Leary*	Jr.	6-1/245	Took over long snapping role midway through 2006; son of former Husker John O'Leary
H-Jake Wesch**	Jr.	6-1/200	Second year as starting holder; threw TD pass on fake FG at K-State in 2006
KOR-Cortney Grixby***	Sr.	5-9/170	94-yard kickoff return for TD vs. K-State--first by Nebraska in nine seasons
Andre Jones*	Sr.	6-0/190	Started 13 games at corner in 2006; 15 kickoff returns for 317 yards in 2007
PR-Cortney Grixby***	Sr.	5-9/170	Senior has returned 52 career punts, including three in opener against Nevada
Andre Jones*	Sr.	6-0/190	Nebraska season-long 43-yard punt return against Kansas State

2007 Nebraska Roster

Lettermen in Bold; *-Indicates Letters Earned

No.	Name	Pos.	Ht.	Wt.	Yr.	Hometown (High School/College)
95	Allen, Pierre	DE	6-5	265	RFr.	Denver, Colo. (Thomas Jefferson)
21	Amukamara, Prince	CB	6-1	180	Fr.	Glendale, Ariz. (Apollo)
4	Asante, Larry	S	6-1	210	So.	Alexandria, Va. (Hayfield/Coffeyville CC)
56	Barfield, Shukree	DT	6-4	310	Jr.	Camden, N.J. (Garden City CC)
66	Barrett, Cruz	OL	6-4	325	RFr.	Daytona Beach, Fla. (Mainland)
56	Baumgartner, Justin	LS	6-2	255	Jr.	Cheyenne, Wyo. (Chadron State/Laramie County CC)
57	Bergland, Dennis	OL	6-1	290	RFr.	Plattsmouth, Neb.
14	Blue, Anthony	CB	5-10	175	Fr.	Cedar Hill, Texas
1	* Bowman, Zackary	CB	6-2	200	Sr.	Anchorage, Alaska (Bartlett/N.M. Military)
40	*** Brandenburgh, Lance	LB	6-1	230	Sr.	Overland Park, Kan. (St. Thomas Aquinas)
1	Brooks, Chris	WR	6-2	210	So.	St. Louis, Mo. (Hazelwood East)
72	Burkes, Jaivorio	OL	6-5	320	Fr.	Phoenix, Ariz. (Moon Valley)
59	* Byford, Brett	C	6-3	300	Sr.	Hartselle, Ala.
82	* Cammack, Wes	WR	5-11	185	So.	DeWitt, Neb. (Tri County)
8	Cassidy, Austin	S	6-1	205	Fr.	Lincoln, Neb. (Southwest)
19	Castille, Quentin	IB	6-1	245	Fr.	LaPorte, Texas
62	* Christensen, Andy	OL	6-3	305	Jr.	Bennington, Neb.
31	Covey, Nick	LB	6-2	240	So.	Glendale, Ariz. (Mountain Ridge)
94	Crick, Jared	DE	6-6	260	Fr.	Cozad, Neb.
6	* Culbert, Major	LB/IB	6-0	210	So.	Harbor City, Calif. (Nathaniel Narbonne)
15	Davis, Beau	QB	6-4	180	Jr.	Venice, Calif.
52	* Dillard, Phillip	LB	6-1	250	So.	Tulsa, Okla. (Jenks)
97	Dixon, Kevin	DT	6-3	295	Jr.	Sebring, Fla. (Sebring/Garden City CC)
46	** Eisenhart, Ben	S	5-11	200	Sr.	Culbertson, Neb.
26	** Erickson, Dan	WR	6-1	195	Sr.	Omaha, Neb. (Papillion-LaVista)
74	Escamilla, Taylor	DL	6-1	275	Fr.	Fremont, Neb. (Archbishop Bergan)
92	Fahie, Tyrone	DL	6-3	260	RFr.	Virginia Beach, Va. (Ocean Lakes)
27	Ford, Ryan	CB	5-11	175	So.	Winfield, Ala.
50	Franzluebbbers, Ben	DL	6-5	245	Fr.	Dodge, Neb.
12	* Ganz, Joe	QB	6-1	200	Jr.	Palos Heights, Ill. (Amos Alonzo Stagg)
41	Gillaspie, Aaron	FB	6-2	235	RFr.	Littleton, Colo.
11	Gilleylen, Curenski	WR	6-0	210	Fr.	Leander, Texas
34	** Glenn, Cody	IB	6-0	230	Jr.	Rusk, Texas
30	*** Green, Tierre	S	6-1	200	Sr.	Omaha, Neb. (Benson)
2	*** Grixyby, Courtney	CB	5-9	170	Sr.	Omaha, Neb. (Central)
41	Grove, Thomas	LB	6-2	210	Fr.	Arlington, Neb.
28	Hagg, Eric	S	6-1	195	Fr.	Peoria, Ariz. (Ironwood)
75	Haines, Victory	OL	6-7	290	Sr.	Logan, Utah (Snow College)
7	** Hardy, Frantz	WR	6-1	190	Sr.	Miami, Fla. (Booker T. Washington/Butler Co. CC)
80	Harvey, David	DE	6-4	255	So.	LaPlata, Md. (McDonough)
30	Hays, Mike	FB	6-1	210	Fr.	Papillion, Neb. (Papillion-LaVista)
10	Helu, Roy	IB	6-0	210	Fr.	Danville, Calif. (San Ramon Valley)
90	Henery, Alex	PK/P	6-2	170	RFr.	Omaha, Neb. (Burke)
8	Henry, Will	WR	6-5	210	RFr.	El Paso, Texas (J.M. Hanks)
67	* Hickman, Jacob	OL	6-4	285	So.	Bakersfield, Calif. (Centennial)
80	Hill, Ryan	TE	6-3	230	Fr.	Arvada, Colo. (West)
86	Hill, Sean	TE	6-3	250	Sr.	Lisle, Ill. (Naperville North)
18	* Holt, Menelik	WR	6-4	215	So.	San Diego, Calif. (St. Augustine)
61	** Huff, Mike	OL	6-4	300	Jr.	Ralston, Neb.
91	Jensen, Seth	DT	6-3	295	RFr.	Fort Morgan, Colo.
96	* Johnson, Brandon	DT	6-3	315	Sr.	Chicago, Ill. (Marshall/Compton CC/Graceland Univ.)
25	* Jones, Andre	CB	6-0	190	Sr.	Fort Walton Beach, Fla. (Choctawhatchee/ Fresno City CC/Kentucky)
73	Jones, D.J.	OL	6-5	310	RFr.	Omaha, Neb. (Central)
78	Jones, Marcel	OL	6-7	300	Fr.	Phoenix, Ariz. (Trevor Browne)
9	Keller, Sam	QB	6-4	230	Sr.	Danville, Calif. (San Ramon Valley/Arizona State)
19	Kester, Tyler	CB	6-1	205	Sr.	Clearwater, Neb.
54	Koehler, Colton	LB	6-1	230	So.	Harvard, Neb.
20	Kunalic, Adi	PK	6-0	175	Fr.	Fort Worth, Texas (North Crowley)
12	Lawrence, Blake	LB	6-2	220	Fr.	Shawnee Mission, Kan. (Shawnee Mission West)
36	* Lawson, Thomas	FB	6-0	240	Jr.	Parker, Colo. (Ponderosa)
29	Lee, Daniel	PK	6-0	195	Jr.	Kansas City, Mo. (Park Hill South)
3	Lee, Zac	QB	6-2	210	So.	San Francisco, Calif. (St. Ignatius Prep/ San Francisco City College)
88	Lester, Ben	WR	5-10	160	Fr.	Tecumseh, Neb.
75	Lingenfelter, Luke	DE	6-4	240	Fr.	Plainview, Neb.
5	** Lucky, Marlon	IB	6-0	210	Jr.	North Hollywood, Calif.

Numerical Roster

No.	Name	Position
1	* Zackary Bowman	CB
1	Chris Brooks	WR
2	*** Courtney Grixyby	CB
2	Patrick Witt	QB
3	* Rickey Thenarse	S
3	Zac Lee	QB
4	Larry Asante	S
5	** Marlon Lucky	IB
5	Armando Murillo	CB
6	* Major Culbert	LB/IB
7	** Frantz Hardy	WR
8	Will Henry	WR
8	Austin Cassidy	S
9	Sam Keller	QB
9	* Bryan Wilson	S
10	Roy Helu	IB
11	Curenski Gilleylen	WR
12	* Joe Ganz	QB
12	Blake Lawrence	LB
13	** Corey McKeon	LB
14	Anthony Blue	CB
15	Beau Davis	QB
15	* Steve Octavien	LB
16	* Maurice Purify	WR
17	** Todd Peterson	WR
18	* Menelik Holt	WR
18	Shawn Sullivan	CB
19	Quentin Castille	IB
19	Tyler Kester	CB
20	Adi Kunalic	PK
21	Prince Amukamara	CB
22	Anthony West	S
23	Latavis Washington	LB
24	Niles Paul	WR
24	Adam Watson	S
25	* Andre Jones	CB
26	** Dan Erickson	WR
27	Ryan Ford	CB
27	* Kenny Wilson	IB
28	Eric Hagg	S
29	Daniel Lee	PK
30	*** Tierre Green	S
30	Mike Hays	FB
31	Nick Covey	LB
32	Marcus Mendoza	IB
33	* Matt O'Hanlon	S
34	** Cody Glenn	IB
35	Austin Stafford	LB
36	* Thomas Lawson	FB
36	Matthew May	S
37	** Jake Wesch	PK
37	Kevin Thomsen	FB
38	Kyle Moore	LB
39	Lance Thorell	WR
40	*** Lance Brandenburgh	LB
41	Aaron Gillaspie	FB
41	Thomas Grove	LB
42	Matt Senske	FB
43	** Ty Steinkuhler	DT
44	Mike McNeill	TE
45	Justin Makovicka	FB
46	** Ben Eisenhart	S
46	Ben Tasa	TE
47	William Yancy	DE
48	Andy Sand	TE
49	Dreu Young	FB
50	Ben Franzluebbbers	DL
51	*** Bo Ruud	LB
52	* Phillip Dillard	LB
53	Tyler Wortman	LB
54	Colton Koehler	LB
56	Shukree Barfield	DT
56	Justin Baumgartner	LS
57	Dennis Bergland	OL
57	Jeff Sayre	LB

59	*	Brett Byford	C
59		Jay Martin.....	LB
61	**	Mike Huff	OL
62	*	Andy Christensen	OL
63		Ben Martin.....	DT
63		Ethan Valburg.....	OL
65		Mike Smith.....	OL
66		Cruc Barrett.....	OL
67	*	Jacob Hickman	OL
68		Keith Williams.....	OL
69		Jordan Picou.....	OL
70	**	Matt Slauson	OL
71		Mike Masin.....	OL
72		Jaivorio Burkes.....	OL
73		D.J. Jones.....	OL
74		Taylor Escamilla.....	DL
75		Victory Haines.....	OL
75		Luke Lingenfelter.....	DE
76	**	Lydon Murtha	OL
77	*	Carl Nicks	OL
78		Marcel Jones.....	OL
79		Robbie McEwen.....	LS
80		David Harvey.....	DE
80		Ryan Hill.....	TE
81	***	Josh Mueller	TE
82	*	Wes Cammack	WR
82	*	T.J. O'Leary	LS
83	***	Terrence Nunn	WR
84		Xavier Rucker.....	WR
85	***	J.B. Phillips	TE
85		Thomas Rice.....	DE
86		Sean Hill.....	TE
86	*	Andy Poulosky	DE
87	**	Nate Swift	WR
88	**	Clayton Sievers	DE
88		Ben Lester.....	WR
89	**	Hunter Teafatiller	TE
89		Jonathon Santin.....	DE
90		Alex Henery.....	PK
90		Terrence Moore.....	DT
91		Seth Jensen.....	DT
92		Tyrone Fahie.....	DL
93	*	Ndamukong Suh	DT
94		Jared Crick.....	DE
95		Pierre Allen.....	DE
96	*	Brandon Johnson	DT
97	*	Dan Titchener	P
97		Kevin Dixon.....	DT
98	**	Zach Potter	DE
99	**	Barry Turner	DE

Pronunciation Guide

Larry Asante.....	uh-SAHN-tay
Prince Amukamara.....	ah-moo-kuh-mara
Shukree Barfield.....	shuh-KREE
Jaivorio Burkes.....	juh-var-ee-o
Phil Elmastian.....	EI-MAY-shun
Tyrone Fahie.....	FOY
Curenski Gilleylen.....	GILL-ee-yen
Tierre Green.....	Tee-AIR
Menelik Holt.....	men-uh-leek
Adi Kunalic.....	ah-dee kun-ALEK
Justin Makovicka.....	mack-oh-VICK-uh
Corey McKeon.....	mick-CUE-in
Jordan Picou.....	PEE-cue
Andy Poulosky.....	pole-ow-ski
Bo Ruud.....	RUDE
Ty Steinkuhler.....	STINE-kooler
Ndamukong Suh.....	en-dom-ah-ken SUE
Hunter Teafatiller.....	TEE-fuh-tiller
Rickey Thenarse.....	tuh-NARSE

45		Makovicka, Justin	FB	6-1	235	RFr.	Ulysses, Neb. (East Butler)
63		Martin, Ben	DT	6-4	270	RFr.	Lincoln, Neb. (Southwest)
59		Martin, Jay	LB	6-2	210	Fr.	Waverly, Neb.
71		Masin, Mike	OL	6-6	320	Fr.	Lincoln, Neb. (Southeast)
36		May, Matthew	S	6-1	195	Fr.	Imperial, Neb. (Chase County)
79		McEwen, Robbie	LS	6-0	235	Jr.	North Platte, Neb. (Drake University/Chatfield)
13	**	McKeon, Corey	LB	6-1	225	Sr.	Naperville, Ill. (North)
44		McNeill, Mike	TE	6-4	225	RFr.	Kirkwood, Mo.
32		Mendoza, Marcus	IB	5-10	185	Fr.	Houston, Texas (Spring Woods)
38		Moore, Kyle	LB	6-2	225	RFr.	Elkhorn, Neb.
90		Moore, Terrence	DT	6-3	275	Fr.	New Orleans, La. (McDonogh 35)
81	***	Mueller, Josh	TE	6-5	265	Sr.	Columbus, Neb. (Lakeview)
5		Murillo, Armando	CB	6-0	195	Jr.	Tampa, Fla. (Robinson/Eastern Arizona CC)
76	**	Murtha, Lydon	OL	6-7	310	Jr.	Hutchinson, Minn.
77	*	Nicks, Carl	OL	6-5	330	Sr.	Salinas, Calif. (North Salinas/Hartnell JC/New Mexico St.)
83	***	Nunn, Terrence	WR	6-0	190	Sr.	Houston, Texas (Cypress Falls)
33	*	O'Hanlon, Matt	S	5-11	200	Jr.	Bellevue, Neb. (Bellevue East)
82	*	O'Leary, T.J.	LS	6-1	245	Jr.	Omaha, Neb. (Millard North/New Mexico State)
15	*	Octavien, Steve	LB	6-0	240	Sr.	Naples, Fla. (Lely/W.R. Harper College)
24		Paul, Niles	WR	6-1	210	Fr.	Omaha, Neb. (North)
17	**	Peterson, Todd	WR	6-4	210	Jr.	Grand Island, Neb. (Central Catholic)
85	***	Phillips, J.B.	TE	6-3	245	Sr.	Colleyville, Texas (Heritage)
69		Picou, Jordan	OL	6-2	305	Sr.	Rialto, Calif. (Eisenhower/Mt. San Antonio CC)
98	**	Potter, Zach	DE	6-7	285	Jr.	Omaha, Neb. (Creighton Prep)
86	*	Poulosky, Andy	DE	6-2	255	Sr.	Ponca, Neb.
16	*	Purify, Maurice	WR	6-4	220	Sr.	Eureka, Calif. (San Francisco City College)
85		Rice, Thomas	DE	6-1	240	Sr.	Lincoln, Neb. (East)
84		Rucker, Xavier	WR	5-6	160	RFr.	Minneapolis, Minn. (Breck School)
51	***	Ruud, Bo	LB	6-3	235	Sr.	Lincoln, Neb. (Southeast)
48		Sand, Andy	FB	6-2	230	Sr.	Lincoln, Neb. (Southeast)
89		Santin, Jonathon	DE	6-3	235	Fr.	Fullerton, Neb.
57		Sayre, Jeff	LB	6-3	210	Fr.	Barrington, Ill.
42		Senske, Matt	FB	6-3	245	Sr.	Bellevue, Neb. (East)
88	**	Sievers, Clayton	DE	6-4	260	Jr.	Elkhorn, Neb.
70	**	Slauson, Matt	OL	6-5	335	Jr.	Colorado Springs, Colo. (Air Force Prep)
65		Smith, Mike	OL	6-6	290	RFr.	Las Vegas, Nev. (Palo Verde)
35		Stafford, Austin	LB	6-2	205	Fr.	Hayward, Calif.
43	**	Steinkuhler, Ty	DT	6-3	285	Jr.	Lincoln, Neb. (Southwest)
93	*	Suh, Ndamukong	DT	6-4	305	So.	Portland, Ore. (Grant)
18		Sullivan, Shawn	CB	5-10	190	Fr.	Brenham, Texas
87	**	Swift, Nate	WR	6-2	200	Jr.	Hutchinson, Minn.
46		Tasa, Ben	TE	6-4	230	RFr.	Humphrey, Neb. (St. Francis)
89	**	Teafatiller, Hunter	TE	6-3	230	Jr.	Kingsburg, Calif. (San Joaquin Memorial)
3	*	Thenarse, Rickey	S	6-0	190	So.	Los Angeles, Calif. (Jordan)
37		Thomsen, Kevin	FB	6-2	245	Fr.	Elkhorn, Neb.
39		Thorell, Lance	WR	6-1	180	Fr.	Loomis, Neb.
97	*	Titchener, Dan	P	6-0	200	Jr.	Cheyenne, Wyo. (East)
99	**	Turner, Barry	DE	6-3	265	Jr.	Antioch, Tenn. (Brentwood Academy)
23		Washington, Latravis	LB	6-3	210	Fr.	Bradenton, Fla. (Bayshore)
24		Watson, Adam	S	6-0	185	RFr.	Lincoln, Neb. (Niwot [Colo.]
37	**	Wesch, Jake	PK	6-1	200	Jr.	North Bend, Neb.
27		West, Anthony	CB	6-0	195	RFr.	San Diego, Calif. (Point Loma)
68		Williams, Keith	OL	6-5	310	RFr.	Florissant, Mo. (McClure North)
9	*	Wilson, Bryan	S	6-1	205	Sr.	Granada Hills, Calif. (Pierce College)
27	*	Wilson, Kenny	IB	6-0	220	Sr.	Liberal, Kan. (Butler County CC)
2		Witt, Patrick	QB	6-4	220	Fr.	Wylie, Texas
53		Wortman, Tyler	LB	6-3	230	Jr.	Grand Island, Neb. (Central Catholic)
47		Yancy, William	DE	6-4	230	Fr.	Glendale, Ariz. (Ironwood)
49		Young, Dreu	TE	6-4	220	RFr.	Cozad, Neb.

Coaching Staff

Head Coach: Bill Callahan (Illinois Benedictine, 1978); **Record at Nebraska:** 27-21, 4th season
Defensive Coordinator/Linebackers: Kevin Cosgrove; **Offensive Coordinator/Quarterbacks:** Shawn Watson; **Safeties/Special Teams Coordinator:** Bill Busch; **Cornerbacks:** Phil Elmastian; **Receivers/Recruiting Coordinator:** Ted Gilmore; **Running Backs:** Randy Jordan; **Tight Ends:** Joe Rudolph; **Offensive Line:** Dennis Wagner; **Defensive Line:** Buddy Wyatt; **Graduate Assistant/Offense:** Keith Heckendorff; **Graduate Assistant/Defense:** Jon Osterhout; **Head Strength Coach:** Dave Kennedy; **Associate A.D./Football:** Tim Cassidy; **Director of Program Development:** Tim McFadden; **Assistant Director of Football Operations:** Vince Quinta
Head Football Trainer: Mark Mayer; **Equipment Manager:** Jay Terry

2007 Nebraska Depth Chart-Kansas State

OFFENSE

HBACK: 86 Sean Hill (6-3, 250, Sr., Naperville, Ill.)
 85 J.B. Phillips** (6-3, 245, Sr., Colleyville, Texas)
 89 Hunter Teafatiller** (6-3, 230, Jr., Kingsburg, Calif.)
 81 Josh Mueller*** (6-5, 265, Sr.)/44 Mike McNeill (6-4, 225, RFr.)

LT: 77 Carl Nicks* (6-5, 330, Sr., Salinas, Calif.)
 65 Mike Smith (6-6, 290, RFr., Las Vegas, Nev.)

LG: 67 Jacob Hickman* (6-4, 285, Soph., Bakersfield, Calif.)
 68 Keith Williams (6-5, 310, RFr., Florissant, Mo.)

C: 59 Brett Byford* (6-3, 300, Sr., Hartselle, Ala.)
 69 Jordan Picou (6-2, 305, Sr., Rialto, Calif.)

RG: 70 Matt Slauson** (6-5, 335, Jr., Colorado Springs, Colo.)
 73 D.J. Jones (6-5, 310, RFr.)/61 Mike Huff** (6-4, 300, Jr.)

RT: 72 Javorio Burkes (6-5, 320, Fr., Phoenix, Ariz.)
 65 Mike Smith (6-6, 290, RFr., Las Vegas, Nev.)

WR (X): 16 Maurice Purify* (6-4, 220, Sr., Eureka, Calif.)
 87 Nate Swift** (6-2, 200, Jr., Hutchinson, Minn.)
 17 Todd Peterson** (6-4, 210, Jr., Grand Island, Neb.)
 4 Menelik Holt (6-4, 215, Soph., San Diego, Calif.)

WR (Z): 83 Terrence Nunn*** (6-0, 190, Sr., Houston, Texas)
 7 Frantz Hardy** (6-1, 190, Sr., Miami, Fla.)
 26 Dan Erickson** (6-1, 195, Sr., Omaha, Neb.)
 24 Niles Paul (6-1, 210, Fr., Omaha, Neb.)

FB: 36 Thomas Lawson* (6-0, 250, Jr., Parker, Colo.)
 48 Andy Sand (6-2, 230, Sr., Lincoln, Neb.)

IB: 5 Marlon Lucky** (6-0, 210, Jr., North Hollywood, Calif.)
 19 Quentin Castille (6-1, 245, Fr.)/ 10 Roy Helu (6-0, 210, Fr.)
 34 Cody Glenn* (6-0, 230, Jr., Rusk, Texas)

QB: 12 Joe Ganz* (6-1, 200, Jr., Palos Heights, Ill.)
 2 Patrick Witt (6-4, 220, Fr.)/15 Beau Davis (6-4, 180, Jr.)

KEY:

*indicates letters earned;
 Depth chart will be updated each Tuesday on Huskers.com

DEFENSE

O END: 99 Barry Turner** (6-3, 265, Jr., Antioch, Tenn.)
 88 Clayton Sievers** (6-4, 260, Jr., Elkhorn, Neb.)
 86 Andy Poulosky* (6-2, 255, Sr., Ponca, Neb.)

DT: 43 Ty Steinkuhler** (6-3, 285, Jr., Lincoln, Neb.)
 97 Kevin Dixon (6-3, 295, Jr., Sebring, Fla.)
 63 Ben Martin (6-4, 270, RFr., Lincoln, Neb.)

NT: 93 Ndamukong Suh* (6-4, 305, Soph., Portland, Ore.)
 56 Shukree Barfield (6-4, 310, Jr.)/96 Brandon Johnson* (6-3, 315, Sr.)

B END: 98 Zach Potter** (6-7, 285, Jr., Omaha, Neb.)
 95 Pierre Allen (6-5, 265, RFr., Denver, Colo.)

SAM: 51 Bo Ruud*** (6-3, 235, Sr., Lincoln, Neb.)
 53 Tyler Wortman (6-3, 230, Jr.)/12 Blake Lawrence (6-2, 220, Fr.)

MIKE: 13 Corey McKeon** (6-1, 225, Sr., Naperville, Ill.)
 52 Phillip Dillard* (6-1, 250, Soph., Tulsa, Okla.)

WILL: 15 Steve Octavien* (6-0, 240, Sr., Naples, Fla.)
 6 Major Culbert* (6-0, 210, Soph., Harbor City, Calif.)

L CB: 5 Armando Murillo (6-0, 195, Jr., Tampa, Fla.)
 25 Andre Jones* (6-0, 190, Sr., Fort Walton Beach, Fla.)
 14 Anthony Blue (5-10, 175, Fr., Cedar Hill, Texas)

SS: 4 Larry Asante (6-1, 210, Soph., Alexandria, Va.)
 9 Bryan Wilson* (6-1, 205, Sr.)/46 Ben Eisenhart** (5-11, 200, Sr.)
 33 Matt O'Hanlon* (5-11, 200, Jr., Bellevue, Neb.)

FS: 30 Tierre Green*** (6-1, 200, Sr., Omaha, Neb.)
 3 Rickey Thenarse* (6-0, 195, Soph.)/46 Ben Eisenhart** (5-11, 200, Sr.)
 28 Eric Hagg (6-1, 195, Fr., Peoria, Ariz.)

R CB: 2 Cortney Grixby*** (5-9, 170, Sr., Omaha, Neb.)
 1 Zack Bowman* (6-2, 200, Sr., Anchorage, Alaska)
 22 Anthony West (6-0, 195, RFr., San Diego, Calif.)

SPECIALISTS

PK: 20 Adi Kunalic (6-0, 175, Fr.)/90 Alex Henery (6-2, 170, RFr.)

P: 97 Dan Titchener* (6-0, 200, Jr., Cheyenne, Wyo.)
 37 Jake Wesch** (6-1, 200, Jr., North Bend, Neb.)

LS: 82 T.J. O'Leary* (6-1, 245, Jr., Omaha, Neb.)
 56 Justin Baumgartner (6-2, 255, Jr., Cheyenne, Wyo.)

H: 37 Jake Wesch** (6-1, 200, Jr., North Bend, Neb.)
 87 Nate Swift** (6-2, 200, Jr.)/97 Dan Titchener* (6-0, 200, Jr.)

KOR: 25 Andre Jones* (6-0, 190, Sr.)/2 Cortney Grixby*** (5-9, 170, Sr.)
 83 Terrence Nunn*** (6-0, 190, Sr.)/3 Rickey Thenarse* (6-0, 190, Soph.)
 7 Frantz Hardy** (6-1, 190, Sr.)/5 Marlon Lucky** (6-0, 210, Jr.)
 24 Niles Paul (6-1, 210, Fr., Omaha, Neb.)

PR: 2 Cortney Grixby*** (5-9, 170, Sr., Omaha, Neb.)
 87 Nate Swift** (6-2, 200, Jr., Hutchinson, Minn.)
 83 Terrence Nunn*** (6-0, 190, Sr., Houston, Texas)
 25 Andre Jones* (6-0, 190, Sr., Fort Walton Beach, Fla.)
 24 Niles Paul (6-1, 210, Fr., Omaha, Neb.)

Career Starts

Offense

Name, Position	Career Starts
Terrence Nunn, Sr., WR	36
J.B. Phillips, Sr., HB	33
Brett Byford, Sr., C	24
Matt Slauson, Jr., OG	21
Mike Huff, Jr., OG	18
Marlon Lucky, Jr., IB	17
Nate Swift, Jr., WR	15
Lydon Murtha, Jr., OT	14
Carl Nicks, Sr., OT	12
Andy Christensen, Jr., OG	9
Sam Keller, Sr., QB	9
Jacob Hickman, Soph., OG	9
Maurice Purify, Sr., WR	8
Josh Mueller, Fr., HB	6
Sean Hill, Sr., TE	6
Todd Peterson, Jr., WR	5
Frantz Hardy, Sr., WR	4
Javorio Burkes, Fr., OT	3
Andy Sand, Sr., FB	3
Hunter Teafatiller, Jr., HB	2
Thomas Lawson, Jr., FB	2
Joe Ganz, Jr., QB	2
Dan Erickson, Sr., WR	1

Defense

Name, Position	Career Starts
Cortney Grixby, Sr., CB	37
Tierre Green, Sr., FS	35
Corey McKeon, Sr., LB	34
Bo Ruud, Sr., LB	32
Andre Jones, Sr., CB	13
Armando Murillo, Jr., CB	11
Barry Turner, Jr., DE	10
Ndamukong Suh, Soph., NT	10
Zach Potter, Jr., DE	10
Zackary Bowman, Sr., CB	9
Steve Octavien, Sr., LB	9
Larry Asante, Soph., SS	9
Ty Steinkuhler, Jr., DT	7
Lance Brandenburg, Sr., LB	6
Kevin Dixon, Jr., DT	4
Clayton Sievers, Jr., DE*	3
Phillip Dillard, Soph., LB	3
Andy Poulosky, Sr., DE	1
Shukree Barfield, Jr., DT	1
Bryan Wilson, Sr., S	1
Ben Eisenhart, Sr., S	1
Anthony Blue, Fr., CB	1
*-2 @ TE	

Kickers

Name, Position	Career Starts
Dan Titchener, Jr., P	25
Alex Henery, RFr., PK	11
Adi Kunalic, Fr., KO	11



Cortney GRIXBY 2

CORNERBACK • SR. • 5-9 • 170
 OMAHA, NEB. (CENTRAL)
 3 LETTERS

- » 2006 Honorable-Mention All-Big 12 (Associated Press, Coaches)
- » 2006 Brook Berringer Citizenship Team
- » 2005 First-Team Academic All-Big 12
- » 2005 Honorable-Mention All-Big 12 (Coaches)
- » 2005 Big 12 Commissioner's Spring Academic Honor Roll
- » 2004 Big 12 Commissioner's Fall Academic Honor Roll

Cornerback Cortney Grixby is completing his third season as a Blackshirt in 2007 and is the most experienced leader in the Husker secondary. Grixby is a versatile performer, playing a key role on special teams in addition to his defensive work.

Grixby started the season on a strong note, notching three tackles, including one tackle for loss, against Nevada on Sept. 1. The Omaha native's efforts helped the Husker defense hold the Wolf Pack to just 185 yards, the second straight Nebraska opponent to gain less than 200 yards after Auburn had just 178 in the 2007 Cotton Bowl. Grixby added three solo tackles and two pass break-ups on Wake Forest's final drive to help secure Nebraska's 20-17 win over the Demon Deacons.

The Omaha, Neb., native made his biggest impact of the season in Nebraska's conference-opening win over Iowa State on Sept. 29. Grixby notched two interceptions and a key pass breakup in the game, while also adding a career-long 51-yard kickoff return to set up Nebraska's first touchdown. Additionally, two of Grixby's three major defensive plays resulted in touchdowns, including his pass breakup, which was subsequently intercepted by linebacker Bo Ruud and returned 93 yards for a score. Grixby's second interception also set up a six-yard touchdown pass from quarterback Sam Keller to fullback Thomas Lawson.

Grixby is also the go-to-guy in Nebraska's return game where he is a candidate for all-conference honors. Grixby averages 26.0 yards per kickoff return after a spectacular 94-yard return for a touchdown against Kansas State. The return, which tied the game midway through the opening quarter, was Nebraska's first for a kickoff return touchdown in a decade, dating back to Joe Walker's return for a score in the 1998 season opener. Grixby's 987 career kickoff return yards are seven from the school record. He also ranks sixth in school history in pass breakups with 32, including seven this season.

GRIXBY GAME-BY-GAME

- Nevada**—Grixby made three tackles and averaged 33 yards per kickoff return.
- Wake Forest**—Grixby notched three solo tackles and two pass breakups, while continuing to dominate NU's kickoff return game with four returns for 98 yards.
- USC**—Grixby made five kickoff returns for 110 yards, including one return for 26 yards. Also notched the 100th unassisted tackle of his career.
- Ball State**—Made one tackle and one key pass break-up, while also notching his longest punt return (16 yards) of the season.
- Iowa State**—Grixby had two interceptions, a key pass breakup and a then-career-long 51-yard kickoff return to set up three touchdown drives for the Huskers.
- Missouri**—Grixby had five kickoff returns for 120 yards, including one for 35 yards. He also tallied four tackles and the 30th pass breakup of his career.
- Oklahoma State**—Grixby led Nebraska in all-purpose yards with 161 yards on seven kickoff returns.
- Texas A&M**—Grixby made two tackles against A&M and did not return a kick for the first time this season.
- Texas**—Grixby recorded one pass breakup and the second quarterback hurry of his career at Nebraska.
- Kansas**—Grixby made a season-high six tackles against Kansas and added a pass breakup.
- Kansas State**—Grixby tied the game in the first quarter with a 94-yard kickoff return for a touchdown.

GRIXBY'S CAREER STATISTICS

Year	Defense (-----Tackles-----)					Fum.			QB		
	G/S	UT	AT	TT	TFL	Sacks	C-R	BK	PBU	PI	Hry.
2004	11/2	14	7	21	1-0	0-0	0-0	0	4	0	0
2005	12/12	38	8	46	0-0	0-0	1-1	0	10	1	1
2006	14/14	42	11	53	2-3	0-0	1-1	0	11	1	0
2007	11/9	16	8	24	1-1	0-0	0-0	0	7	2	1
Totals	49/37	110	34	144	4-4	0-0	2-2	0	32	4	2

Punt Returns: 52-457-0 total; 32-333-0 in 2005, 13-92-0 in 2006, 7-36-0 in 2007

GAME HIGHS

- » Tackles—9 vs. Oklahoma, 2005
- » Solo Tackles—9 vs. Oklahoma, 2005
- » Interceptions—2 vs. Iowa State, 2007
- » Pass Breakups—3 at Baylor, 2005, vs. Kansas State, 2005
- » Punt Returns—5 vs. Maine, 2005, vs. Colorado, 2005
- » Punt Return Yards—61 vs. Maine, 2005
- » Long Punt Return—48 at Baylor, 2005
- » Long Kickoff Return—94 vs. Kansas State, 2007
- » Kickoff Return Yards—161 vs. Oklahoma State, 2007

2007 GAME-BY-GAME

Game	UT	AT	TT	PBU	PR	KR
Nevada*	2	1	3	0	3-4	2-66
Wake Forest*	3	0	3	2	0-0	4-98
USC*	1	0	1	0	2-4	5-110
Ball State*	1	0	1	1	1-16	4-78
Iowa State	1	0	1	1	1-12	2-87
Missouri*	2	2	4	1	0-0	5-120
Oklahoma State*	0	1	1	0	0-0	7-161
Texas A&M	1	1	2	0	0-0	0-0
Texas*	0	0	0	1	0-0	3-78
Kansas*	3	3	6	1	0-0	4-82
Kansas State*	2	0	2	0	0-0	2-107-1

*-games started

GRIXBY'S RANKINGS

National	Big 12
Kickoff Returns 31st 26.0	Kickoff Returns 2nd 26.0





LUCKY 5

MARLON LUCKY

I-BACK • JR. • 6-0 • 210
 NORTH HOLLYWOOD, CALIF.
 (NORTH HOLLYWOOD) • 2 LETTERS

- » Walter Camp Football Foundation National Offensive Player of the Week (9/2/07)
- » 2007 Big 12 Commissioner's Spring Academic Honor Roll
- » 2006 Second-Team All-Big 12 (AP, Houston Chronicle, S-A Express News)
- » 2006 Honorable-Mention All-Big 12 (Coaches)
- » Big 12 Offensive Player of the Week (vs. Troy, 2006; vs. Nevada, 2007)

I-back Marlon Lucky quickly emerged as Nebraska's leader on the ground in 2007, knocking out huge gains for the Husker run game and making a name for himself as NU's featured back. Additionally, Lucky has developed into a versatile back over the course of the season, including becoming a record-setting receiver out of the backfield.

Lucky's versatility makes him a strong candidate for All-Big 12 honors in his junior season. Lucky ranks fourth in the Big 12 in rushing and leads the nation's running backs in receptions.

Lucky wasted no time finding his footing this season, as he posted an incredible game against Nevada in Nebraska's season-opener. The 6-0, 210 Lucky erupted for a Nebraska season-opening record 233 rushing yards and three scores to power NU to a 52-10 victory over the Wolf Pack. Lucky's 233 yards marked a career high, while he added 33 more yards receiving and another score to post the best all-purpose yardage total by a Husker in a season opener and the fifth-best total ever with 266.

Lucky crossed the 100-yard mark on his first carry of the second half against Nevada and became the 56th NU running back to eclipse the 1,000-yard mark on the same drive. Since then, Lucky has posted a total of five 100-yard games, giving him six in his career. He now has 950 yards rushing on the season and 1,807 in his career. He is averaging 86.4 rushing yards per game, which ranks fourth in the Big 12 Conference, while his 141.7 average in all-purpose yards ranks fifth.

Lucky caught a Nebraska running back record 11 passes in Nebraska's win over Ball State on Sept. 22, breaking the record of nine held by Jeff Kinney (9-94 vs. Kansas on Oct. 18, 1969) and Cory Ross (9-129 at Colorado, Nov. 25, 2005). Lucky broke his own record again against Texas A&M on Oct. 20, snagging 13 receptions for 125 yards against the Aggies. Lucky's 13 receptions are the second-most in school history by any player, trailing only the school record of 14 receptions by Dennis Richnafsky at Kansas State in 1967. Lucky has caught three or more passes in 10 of 11 games this season and 13 of the past 16 games dating back to last season.

Lucky caught six passes for 83 yards against Kansas on Nov. 3, including a 62-yard reception for a touchdown in the first quarter. With the performance, he reached 61 receptions on the year, a new season receptions record, bettering Johnny Rodgers' 55 catches in 1972.

On the 62-yard touchdown catch, Lucky also set a new Nebraska running back record for receiving yards in a season and in a career. Lucky added six receptions for 78 yards against Kansas State last weekend and now has 976 career receiving yards and needs just 24 more yards to become the first player in school history to post 1,000 career yards rushing and receiving.

In addition to his 78 receiving yards, Lucky rushed for 103 yards in last weekend's game, giving him 181 all-purpose yards in the contest. Lucky pushed his season all-purpose yards total to 1,559, the best season all-purpose yardage total by a Husker since Ahman Green had 1,982 all-purpose yards in 1997.

Lucky has 101 career receptions to tie for third place on the NU career receptions chart. His 101 career receptions are a Nebraska running back record, bettering Jeff Kinney's previous mark of 82 career receptions.

LUCKY GAME-BY-GAME

Nevada—Lucky rushed for a career-high 233 yards and added 33 yards receiving for 266 all-purpose yards, the fifth-best total in Husker history.

Wake Forest—Nearly hit the 100-yard mark with 90 yards, while adding four receptions and the game winning touchdown.

USC—Lucky caught six passes for 41 yards and added 33 yards on the ground.

Ball State—He broke the Nebraska running back record for receptions with 11, which ranked as the second-most by any player in school history at the time.

Iowa State—Lucky threw for the second touchdown of his career, connecting on a 20-yard pass to tight end Sean Hill. He also ran for his third 100-yard game of the season, including a 41-yard touchdown run that was part of his 107-yard outing.

Missouri—Lucky caught seven passes for 56 yards and entered the top 10 chart at ninth for career receptions (69). He also ran for 67 yards.

Oklahoma State—Lucky rushed for 66 yards on 13 carries.

Texas A&M—Lucky caught a career-high 13 passes for 125 yards, breaking his own record for single-game receptions by a running back, as well as setting a new Nebraska running back record for catches in a season and career. His 13 receptions were the second-most by any player in school history.

Texas—Lucky ran for 111 yards, giving him his fourth 100-yard rushing effort on the season, while also catching six passes for 41 yards to improve his season receptions total to 55, tying Johnny Rodgers for the top single-season receptions total in school history.

Kansas—Lucky caught six passes for 83 yards, giving him 61 catches on the season and setting a new Nebraska single-season receptions total. He also set new Nebraska running back records for receiving yards in a season and in a career.

Kansas State—Lucky had six receptions for 78 yards and rushed for 103 yards, giving him 181 all-purpose yards in the contest and pushing his season all-purpose yards total to 1,559, the best season all-purpose yardage total by a Husker since Ahman Green had 1,982 all-purpose yards in 1997.

LUCKY'S CAREER STATISTICS

Rushing

Year	G/S	Att.	Gain	Loss	Net	Y/A	Y/G	Long	TDs
2005	12/0	43	139	10	129	3.0	10.8	11, twice	0
2006	14/6	141	762	34	728	5.2	52.0	51, vs. Troy	6
2007	11/11	194	988	38	950	4.9	86.7	41, vs. Iowa St.	8
Totals	36/16	380	1,889	82	1,807	4.8	50.2	51, vs. Troy	14

Receiving: 101-976-1 total; 2-3-0 in 2005; 32-383-0 in 2006; 67-590-3 in 2007

Kickoff Returns: 22-442-0 total; 13-270-0 in 2005; 8-153-0 in 2006; 1-19-0 in 2007; long 57-Kansas, 2005

Passing: 2-4-0, 45 yards; 25-yard TD pass to Nate Swift vs. Texas, 2006; 20-yard TD pass to Sean Hill vs. Iowa State, 2007

GAME HIGHS

- » *Rushing Attempts*—30 vs. Nevada, 2007
- » *Rushing Yards*—233 vs. Nevada, 2007
- » *Long Rush*—51 vs. Troy, 2006
- » *Rushing Touchdowns*—3 twice, last vs. Nevada, 2007
- » *Receptions*—13 vs. Texas A&M, 2007
- » *Receiving Yards*—125 vs. Texas A&M, 2007
- » *Long Reception*—62 at Kansas, 2007

2007 GAME-BY-GAME

Game	No.	Rushing		TD	Lg.	Rec.
		Yds.				
Nevada*	30	233		3	31	3-33-1
Wake Forest*	24	90		1	22	4-34-0
USC*	17	33		0	13	6-41-0
Ball State*	21	102		1	28	11-81-0
Iowa State*	16	107		1	41	4-16-0
Missouri*	17	67		0	17	7-56-0
Oklahoma State*	13	66		0	11	1-2-0
Texas A&M*	8	23		0	9	13-125-0
Texas*	24	111		0	33	6-41-0
Kansas*	8	15		0	5	6-83-1
Kansas State*	16	103		2	29	6-78-1

*-games started

LUCKY'S RANKINGS

National			Big 12		
Rushing	49th	86.4	Rushing	5th	86.4
Receptions/Game	35th	6.09	Receptions/Game	6th	6.09
All-Purpose Runners	34th	141.7	All Purpose	6th	141.7





COREY MCKEON 13

LINEBACKER • SR. • 6-1 • 225
 NAPERVILLE, ILL. (NORTH)
 3 LETTERS

- » 2007 Bednarik Award Watch List
- » 2006 Honorable-Mention All-Big 12 (Associated Press, Coaches)
- » 2006 Butkus Award Watch List
- » 2005 Second-Team All-Big 12 (AP, KC Star, Dallas Morning News)
- » 2005 Honorable-Mention All-Big 12 (Coaches)
- » 2005 Sophomore All-American (CollegeFootballNews.com)

Corey McKeon opened the season by posting the second-most tackles among the defense against Nevada, tabbing four, including three solo sticks. McKeon also notched a tackle for loss, a pass breakup and a quarterback hurry against the Wolf Pack, all key elements in holding Nevada to just 185 yards on the game.

McKeon added a key interception against Wake Forest on Sept. 8, the fifth interception of his career and one of three for the Huskers this season. He continued his turnover success against USC, recovering a fumble in the third quarter and running it back for 11 yards. It was the third recovery of his career.

McKeon put in a hard-hitting game in Nebraska's conference opener against Iowa State on Sept. 29, racking up nine tackles, including one for a loss of three yards, as well as a pass breakup and a quarterback hurry to help the Huskers to the 35-17 win.

McKeon continued to come up strong during the Big 12 season, leading the Huskers in tackles against both Oklahoma State and Texas A&M. He notched 10 tackles, including one TFL, and a pass breakup against the Cowboys on Oct. 13, before adding a season-high 14 tackles against the Aggies.

McKeon also recorded an eight-yard sack in the second quarter against A&M and a three-yard TFL against Texas on Oct. 27 and now has 36 career tackles for loss, leaving him just 1.5 TFL from the top 10 on the Nebraska career tackles for loss list. He is just outside the career top 10 with 230 tackles, 18 behind Trev Alberts who sits in 10th place.

MCKEON GAME-BY-GAME

- Nevada**—McKeon zeroed in on Nevada's quarterback, notching one quarterback hurry and a pass breakup, in addition to his four tackles.
- Wake Forest**—McKeon snagged an open-field interception in the first half to give him five interceptions in his career. He added five tackles in the 20-17 win.
- USC**—McKeon recovered a fumble and ran it back for 11 yards.
- Ball State**—McKeon recorded four tackles, including three solo, as well as a tackle for loss.
- Iowa State**—McKeon made nine tackles, a pass breakup and a quarterback hurry.
- Missouri**—McKeon had three tackles and one pass breakup at Missouri.
- Oklahoma State**—McKeon made a then season-high 10 tackles, including one TFL, and a pass breakup.
- Texas A&M**—McKeon made a season-high 14 tackles, including an eight-yard sack that placed him just 2.5 TFL from the top 10 on the NU career tackles for loss list.
- Texas**—McKeon had five tackles, one TFL and one quarterback hurry against the Longhorns.
- Kansas**—McKeon recorded two tackles at Kansas and had a pass breakup in the second quarter.
- Kansas State**—McKeon tallied five tackles against Kansas State.

MCKEON'S CAREER STATISTICS

Year	Defense (-----Tackles-----)				Fum.				QB		
	G/S	UT	AT	TT	TFL	Sacks	C-R	BK	PBU	PI	Hry.
2003											
	Redshirt										
2004	1/0	0	0	0	0-0	0-0	0-0	0	0	1	0
2005	12/12	61	37	98	22-89	7-51	1-1	0	8	3	11
2006	13/13	32	37	69	8-28	1-15	2-1	0	3	0	2
2007	11/9	27	36	63	6-19	1-8	0-1	0	6	1	3
Totals	37/34	120	110	230	36-136	9-74	3-3	0	17	5	16

Interceptions—5-54-1 TD; 1-5 vs. Western Illinois, 2004; 1-30 (TD) vs. Wake Forest; 1-19 vs. Kansas, 1-0; vs. Kansas State, 2005; 1-3, at Wake Forest, 2007

GAME HIGHS

- » Tackles—14, vs. Texas A&M, 2007
- » Solo Tackles—9 vs. Iowa State, 2005 vs. Michigan, 2005
- » Tackles for Loss—5-23 vs. Iowa State, 2005 (school linebacker record)
- » Sacks—2, vs. Wake Forest, vs. Iowa State, 2005
- » QB Hurries—3 vs. Iowa State, 2005
- » Passes Broken Up—2 vs. Kansas State, 2005

2007 GAME-BY-GAME

Game	Tackles				Sacks	QBH	Fumbles		
	UT	AT	TT	TFL			FF-FR	INT-Yds	PBU
Nevada*	3	1	4	1-2	0-0	1	0-0	0-0	1
WF*	2	3	5	0-0	0-0	0	0-0	1-3	0
USC*	0	2	2	0-0	0-0	0	0-1	0-0	0
Ball State*	3	1	4	1-1	0-0	0	0-0	0-0	0
Iowa State*	4	5	9	1-3	0-0	1	0-0	0-0	1
Missouri	1	2	3	0-0	0-0	0	0-0	0-0	1
Okl. St.	6	4	10	1-2	0-0	0	0-0	0-0	1
Texas A&M*	3	11	14	1-8	1-8	0	0-0	0-0	1
Texas*	3	2	5	1-3	0-0	1	0-0	0-0	0
Kansas*	1	1	2	0-0	0-0	0	0-0	0-0	0
Kansas St.	1	4	5	0-0	0-0	0	0-0	0-0	0

*games started





PURIFY 16

WIDE RECEIVER • SR. • 6-4 • 220
EUREKA, CALIF. (SAN FRANCISCO CITY COLLEGE) • 1 LETTER

- » 2007 Maxwell Award Watch List
- » 2006 Second-Team All-Big 12 (Coaches)
- » 2006 Honorable-Mention All-Big 12 (AP)
- » Tied for Fifth on Nebraska Season Touchdown Receptions List (7)

Wide receiver Maurice Purify quickly demonstrated his ability to be a difference-maker for the Nebraska offense in 2006. The 6-4, 220-pound Purify made a huge impact for the Huskers in his first season in Lincoln and has continued his strong play in 2007.

Purify's surge the past three weeks makes him a contender for postseason all-league honors. He had easily his best game of the season on Nov. 3 against Kansas, as he pulled down seven passes for a career-high 158 yards and three touchdowns. It was the fifth-highest single-game receiving effort in school history. His 158 yards surpassed his previous career high of 122 yards, which he landed against Ball State. His 60-yard catch in the second quarter was Purify's longest of the season and the second longest of his career, behind a 63-yard grab against Texas last year.

Purify continued to dominate against Kansas State as he caught six passes for 108 yards, upping his season receiving yardage total to 678 and putting him in fourth place on the season receiving yardage list. His 678 yards also gives Purify two of the top seven single-season yardage totals in Nebraska history.

Purify pushed his career receiving yardage total to 1,308, moving him into fourth place on the Nebraska career receiving yards list. Purify has 46 receptions this season to rank fourth on the single-season list, and has 80 catches in his career, sixth on the Nebraska career chart. Purify's three touchdown catches against the Jayhawks gave him at least one touchdown in three of the last four games and 13 in his career, which ties for fifth on the NU career chart.

After missing Nebraska's season-opener against Nevada, Purify started his season against Wake Forest with three catches for 30 yards. The Eureka, Calif., native picked up his presence against USC, catching a team-high seven passes for 80 yards. The seven receptions were a career-high for Purify, bettering the six catches he had last season against Oklahoma State.

Purify continued to excel against Ball State on Sept. 22, catching six passes for 122 yards, bettering his career high in receiving yards of 91 yards last season against Kansas. Purify continues to be a big-play threat for the Huskers, catching three passes of 25 yards or more, as well as gathering the game-winning touchdown against Ball State.

Against Texas A&M on Oct. 20, Purify caught three passes for 42 yards and his second touchdown of the season. His 42 yards receiving gave him 1,004 yards in his career, making him the 15th player in NU history to hit the 1,000-yards receiving mark.

The Eureka, Calif., native added a third touchdown against Texas on Oct. 27, reeling in a 13-yard pass from junior quarterback Joe Ganz late in the fourth quarter.

PURIFY GAME-BY-GAME

Nevada—Did not play.

Wake Forest—Purify caught three passes for 30 yards in Nebraska's win.

USC—Purify caught a career-high seven passes for 80 yards.

Ball State—Purify caught six passes for a then-career-high 122 yards and one touchdown.

Iowa State—Purify caught three passes for 36 yards, including one for 18 yards.

Missouri—Purify made five receptions for 40 yards.

Oklahoma State—Purify had 24 yards on one reception.

Texas A&M—Purify caught three passes for 42 yards and his second TD of 2007. The 42 yards pushed him over the 1,000-yard mark for his career.

Texas—Purify caught five passes for 38 yards and a fourth-quarter touchdown.

Kansas—Purify recorded a career-high 158 yards receiving on seven catches and three touchdowns. He also started in his second game of the season.

Kansas State—Purify caught six passes for 108 yards, marking his first back-to-back 100-yard games. He helped NU to a school-record 519 passing yards.

PURIFY'S CAREER STATISTICS

Receiving

Year	G/S	No.	Yds.	Y/R	Y/G	Long	TDs
2006	14/5	34	630	18.5	45.0	63 yards vs. Texas	7
2007	10/3	46	678	14.7	67.8	60 at Kansas	6
Totals	24/8	80	1,308	16.4	54.5	63 yards vs. Texas	13

Rushing: 1-1-0 in 2006

Passing: 1-for-1; 28 yards; 1 touchdown

GAME HIGHS

- » Receptions—7 vs. USC, 2007
- » Receiving Yards—158 at Kansas, 2007
- » Long Reception—63 vs. Texas, 2006
- » Touchdowns—3 at Kansas, 2007
- » Touchdown Pass—1 vs Missouri, 2006

2007 GAME-BY-GAME

Game	Rec.	Yds.	TD	Long
Nevada	Did Not Play			
Wake Forest	3	30	0	12
USC	7	80	0	15
Ball State	6	122	1	38
Iowa State	3	36	0	18
Missouri	5	40	0	14
Oklahoma State	1	24	0	24
Texas A&M*	3	42	1	17
Texas	5	38	1	19
Kansas*	7	158	3	60
Kansas State*	6	108	0	28

*-games started

PURIFY'S RANKINGS

National

Receiving Yds/Game 68th 67.8 | Big 12 Receiving Yds/Game 8th 67.8





Bo RUUD 51

LINEBACKER • SR. • 6-3 • 235
LINCOLN, NEB. (SOUTHEAST)
3 LETTERS

- » 2007 Preseason Second-Team All-American (Athlon's)
- » 2007 Preseason First-Team All-Big 12 (Athlon's)
- » 2007 Team Captain
- » 2007 Lott Trophy Watch List
- » 2007 Bednarik Award Watch List
- » 2007 Rotary Lombardi Award Watch List
- » 2006 First-Team All-Big 12 (Coaches)
- » Two-Time Honorable-Mention All-Big 12 (Associated Press - 2005, 2006)
- » Big 12 Defensive Player of the Week vs. Missouri (2006), vs. Maine (2005)
- » 2004 Second-Team Academic All-Big 12
- » Two-Time Big 12 Commissioner's Spring Honor Roll (2004, 2006)
- » Two-Time Big 12 Commissioner's Fall Honor Roll (2003, 2006)

Senior linebacker Bo Ruud broke into the starting lineup as a sophomore and has been a mainstay ever since. Ruud returned to the field after missing nearly all of three games, making his final appearance at Memorial Stadium for Senior Day against Kansas State.

This fall, Ruud was chosen by his teammates as one of three senior captains for the 2007 squad, a testament to the respect and admiration he has garnered both on and off the field.

Ruud made the switch to the SAM linebacker spot this spring after starting the past two years on the weakside. The 6-3, 235-pound Ruud recorded one tackle for loss and helped the Huskers to a 52-10 win over Nevada in the season opener. In fact, Nevada did not score a touchdown against the persistent Husker defense, as the Wolf Pack's lone trip to the end zone resulted from an interception.

Against USC, Ruud added six tackles, as well as a pass breakup and the fifth fumble caused of his Nebraska career.

Ruud continued to be a difference-maker against Ball State on Sept. 22, intercepting a key pass in the fourth quarter and running it back for a touchdown. The score put Nebraska within two of the Cardinals, a deficit the Huskers would ultimately erase for the win.

Ruud continued to be the poster child for big plays at Nebraska against Iowa State on Sept. 29, intercepting his second pass of the season and returning it 93 yards for a touchdown to give Nebraska a 28-10 lead. The 93-yard return is the third-longest interception return in school history, bettered only by a 95-yard return by Bill Kosch against Texas A&M in 1971 and Willie Greenlaw against Colorado in 1955. It is the longest ever by a Nebraska linebacker, bettering an 88-yard interception return for a touchdown by Noel Martin against Missouri in 1962.

The interception return for a touchdown was the third of Ruud's career and his fifth overall interception as a Husker. Ruud's two interception returns for touchdowns in a season are a Nebraska linebacker record. It also marks the first time a Nebraska defensive player has had two touchdowns in a season since Julius Jackson scored a pair of touchdowns in 1999, both against Southern Miss.

Ruud also made a team-high 14 tackles against the Cyclones, and added another 10 tackles against Missouri on Oct. 6 to pass the 200 mark in tackles for his career. He also surpassed his father, Tom Ruud, in career tackles against Missouri.

Ruud suffered a non-contact injury against Texas A&M on Oct. 20 and missed two consecutive games.

RUUD GAME-BY-GAME

- Nevada**—Ruud made one tackle for loss against the Wolf Pack.
- Wake Forest**—Ruud added his second tackle for loss on the season, and made four tackles overall.
- USC**—Caused a fumble in the fourth quarter to give him five fumbles caused in his career.
- Ball State**—Ran an interception back for a touchdown in the fourth quarter to help the Huskers erase a nine-point deficit.
- Iowa State**—Ruud scored his second consecutive touchdown off an interception on a 93-yard return, while also notching a team-high 14 tackles, marking the third time in his career he has posted a double-figure tackle total.
- Missouri**—Ruud reached the 200 mark in career tackles with 10 for the game, surpassing his father, Tom, in the career tackles chart with 203 over Tom's 202. Ruud also had one TFL.
- Oklahoma State**—Ruud made one tackle against the Cowboys.

Texas A&M—Ruud started but suffered a non-contact injury on Texas A&M's opening possession and did not return to the game.

Texas—Ruud did not play against Texas due to injury.

Kansas—Ruud did not play against Kansas due to injury.

Kansas State—Ruud returned to the Husker starting lineup for Senior Day and recorded four tackles and one pass breakup in Nebraska's 73-31 win.

RUUD'S CAREER STATISTICS

Year	Defense (-----Tackles-----)					Fum.					QB Hry.	
	G/S	UT	AT	TT	TFL	Sacks	C-R	BK	PBU	PI		
2003												
Redshirted												
2004	11/0	12	5	17	0-0	0-0	0-0	0	0	0	2	
2005	11/10	41	39	80	14-44	2.5-20	1-2	0	6	1	10	
2006	14/13	36	29	65	7-31	2.0-23	3-2	0	4	2	4	
2007	9/9	22	24	46	4-9	0-0	2-0	1	2	2	0	
Totals	45/32	111	97	208	24-83	4.5-43	6-4	1	12	5	16	

Interceptions—5-208-2 total; 1-27 (TD) vs. Maine, 2005; 1-14 vs. Louisiana Tech, 1-40 vs. Missouri, 2006; 1-34-1 vs. Ball State, 1-93-1 vs. Iowa State, 2007.

GAME HIGHS

- » *Tackles*—15 vs. Kansas State, 2005
- » *Solo Tackles*—10 vs. Kansas St., 2005
- » *Tackles for Loss*—5-10 vs. Kansas State, 2005 (tied NU linebacker record)
- » *Sacks*—1 four times, most recently vs. Missouri, 2006

2007 GAME-BY-GAME

Game	Tackles					Sacks	QBH	Fumbles		
	UT	AT	TT	TFL	FF-FR			INT-Yds	PBU	
Nevada*	1	0	1	1-1	0-0	0	0-0	0-0	0	
WF*	3	1	4	1-1	0-0	0	0-0	0-0	0	
USC*	3	3	6	1-6	0-0	0	1-0	0-0	1	
Ball State*	4	2	6	0-0	0-0	0	0-0	1-34	0	
Iowa State*	6	8	14	0-0	0-0	0	1-0	1-93	0	
Missouri*	5	5	10	1-1	0-0	0	0-0	0-0	0	
Okl. St.*	0	1	1	0-0	0-0	0	0-0	0-0	0	
A&M*	0	0	0	0-0	0-0	0	0-0	0-0	0	
Texas	Did not play - injured.									
Kansas	Did not play - injured.									
Kansas St.*	0	4	4	0-0	0-0	0	0-0	0-0	1	





Terrence NUNN 83

WIDE RECEIVER • SR. • 6-0 • 190
HOUSTON, TEXAS (CYPRESS FALLS)
3 LETTERS

- » 2005 First-Team All-Big 12, Punt Returner (Austin American-Statesman, KC Star)
- » 2005 Honorable-Mention All-Big 12 (Associated Press, Coaches)
- » 2005 Sophomore All-American (CollegeFootballNews.com)
- » Second on Nebraska's Career Receptions Chart (132)
- » Second on Nebraska's Career Receiving Yardage Chart (1,674)
- » 32 Consecutive Games with a Reception (Second-Longest in NU History)

Senior wide receiver Terrence Nunn has been a dependable performer in Nebraska's offensive attack each of the past four seasons. Nunn has played in all 48 games since he arrived on campus and his impact has been significant.

Nunn is currently in the hunt for several Nebraska receiving records at the "Z" receiver spot. Nunn owns 132 career receptions, second on the Husker career list and 11 receptions behind NU record holder and 1972 Heisman winner Johnny Rodgers. Nunn also ranks second in school history in receiving yardage with 1,674 yards.

Nunn has had consistent production throughout his career, including a streak of catching a pass in 32 straight games, including six grabs against Wake Forest on Sept. 8, the second most he has caught in a single game in his career. Nunn's string was snapped on Oct. 6 at Missouri and ranks as the second-longest in school history, trailing only Rodgers' 38-game streak.

Despite his consistent performance throughout the season, Nunn suffered a season-long scoring drought that kept him out of the end zone through 10 games this season. However, the Houston, Texas, native broke that streak last weekend against Kansas State as he caught an early fourth quarter seven-yard pass from junior quarterback Joe Ganz for a touchdown. Nunn now has 11 touchdowns in his career.

NUNN GAME-BY-GAME

- Nevada**—Nunn caught two passes for 36 yards, including one for 24 yards.
- Wake Forest**—Nunn caught six passes for 83 yards, the second-most passes he has caught in a single game in his career, trailing only his eight-catch effort against Iowa State in 2005.
- USC**—Nunn moved into second-place in the all-time career receiving yards list at Nebraska with 1,486 yards total after catching four passes for 57 yards against USC.
- Ball State**—Caught three passes for 25 yards, helping Nebraska produce a school-record 438 yards through the air.
- Iowa State**—Nunn caught two passes for 18 yards to maintain his 32-game reception streak.
- Missouri**—Nunn saw his streak of catching a pass in 32 consecutive games snapped by failing to tally a reception at Missouri.
- Oklahoma State**—Nunn got back in action after not catching a pass against Missouri, tallying 24 yards on four receptions.
- Texas A&M**—Nunn catch two passes for 27 yards and served as NU's game captain.
- Texas**—Nunn caught two passes for 29 yards against the Longhorns.
- Kansas**—Nunn made one reception for nine yards against Kansas.
- Kansas State**—Nunn caught five passes for 56 yards and his first touchdown of the season.

NUNN'S CAREER STATISTICS

Receiving

Year	G/S	No.	Yds.	Y/R	Y/G	Long	TDs
2004	11/6	16	218	13.6	19.8	55 at Kansas State	0
2005	12/12	43	495	11.5	41.2	52 vs. Michigan	7
2006	14/9	42	597	14.2	42.6	75 vs. Kansas	3
2007	11/9	31	364	11.7	33.1	30 at Wake Forest	1
Totals	48/36	132	1,674	12.7	34.9	75 vs. Kansas	11

Punt Returns: 35-446 (12.7 avg) overall; 16-293 (18.3 avg) in 2005; 18-153 (8.5 avg) in 2006; 1-0 (0.0 avg) in 2007

Rushing: 10-57-0 overall; 2-23-0 in 2004; 2-23-0 in 2005; 3-21-0 in 2006; 3- -10 - 0 in 2007

GAME HIGHS

- » *Receptions*—8 vs. Iowa State, 2005
- » *Receiving Yards*—102 vs. Troy, 2006
- » *Long Reception*—75 vs. Kansas, 2006
- » *Long Rush*—21 vs. Western Illinois, 2004
- » *Long Punt Return*—62 vs. Maine, Pittsburgh, 2005

2007 GAME-BY-GAME

Game	Receiving				Punt Returns			Rushing	
	No.	Yards	TDs	Avg. Long	No.	Yards	Long	No.	Yards
Nevada	2	36	0	18 24	1	0	0	0	0
WF*	6	83	0	13.8 30	0	0	0	0	0
USC*	4	57	0	14.3 19	0	0	0	1	-3
Ball State*	3	25	0	8.33 12	0	0	0	0	0
Iowa State	2	18	0	9.0 9	0	0	0	0	0
Missouri*	0	0	0	0.0 0	0	0	0	0	0
Okla. St.*	4	24	0	6.0 9	0	0	0	0	0
A&M*	2	27	0	13.5 17	0	0	0	0	0
Texas*	2	29	0	14.5 20	0	0	0	0	0
Kansas*	1	9	0	9.0 9	0	0	0	0	0
Kansas St.*	5	56	1	11.2 18	0	0	0	0	0

*games started





Nate SWIFT 87

WIDE RECEIVER • JR. • 6-2 • 200
HUTCHINSON, MINN.
2 LETTERS

- » Nebraska Freshman Record Holder for Receptions (45), Receiving Yards (641) and Receiving TDs (7)
- » Two-Time Second-Team Academic All-Big 12 (2005, 2006)
- » 2005 Honorable-Mention All-Big 12 (AP)
- » 2005 First-Team Freshman All-Big 12 (Sporting News)
- » 2005 Big 12 Commissioner's Spring Honor Roll
- » 2004 Big 12 Commissioner's Fall Honor Roll

Junior wide receiver Nate Swift has put together his third consecutive outstanding season in Nebraska's West Coast Offense in 2007.

The 6-2, 200-pound Swift entered his junior season with 67 career receptions for 1,015 receiving yards and has since added 34 receptions for 488 yards. His 101 receptions rank third on Nebraska's career receptions list, eclipsing Matt Davison's 93 catches.

Swift's biggest game of the season came on Oct. 27 against Texas, as he hauled in six catches for 112 yards and two touchdowns. The two touchdown receptions give Swift 12 touchdown catches in his career, including three this season. Swift's 12 career touchdown catches place him in a tie for seventh on the NU career TD receptions chart.

Swift's 112 yard receiving against the Longhorns marked his fourth career 100-yard receiving game, the third-most 100-yard receiving games in school history. He pulled down three 100-yard games in 2005, including back-to-back 100-yard efforts against Missouri (135 yards) and Oklahoma (118). He also marked a 100-yard game that season against Kansas State (109).

SWIFT GAME-BY-GAME

- Nevada**—Swift caught two passes for 28 yards, including one for 21 yards.
- Wake Forest**—Swift moved into the top-five in career receptions at Nebraska by adding five receptions for a total of 74.
- USC**—Swift caught four passes for 56 yards, including one 21-yard gain.
- Ball State**—Grabbed his first touchdown of the season with an 18-yard score in the third quarter.
- Iowa State State**—Swift moved into fourth in career receptions and fifth in career receiving yards in the Husker record books with a team-high four catches for 59 yards.
- Missouri**—Swift made four catches for 50 yards, moving into fourth in the career receiving yards chart with 1,271 career years.
- Oklahoma State**—Swift had his first punt return of the season, which he returned six yards. Additionally, his streak of 17 straight games with a catch ended.
- Texas A&M**—Swift caught three passes for 40 yards, including one for 21 yards, his third 21-yard catch of the season.
- Texas**—Swift caught six passes for 112 yards and two touchdowns, giving him the fourth 100-yard game of his career.
- Kansas**—Swift caught three passes for 42 yards, including one for 36 yards, his longest of the season.
- Kansas State**—Swift caught two passes for 38 yards, increasing his career receptions total to 101 and making him the fourth Husker with 100 career receptions.

SWIFT'S CAREER STATISTICS

Receiving

Year	G/S	No.	Yds.	Y/R	Y/G	Long	TDs
2004		Redshirt					
2005	12/6	45	641	14.2	53.4	34 vs. Kansas State	7
2006	14/2	22	374	17.0	26.7	49 vs. Troy	2
2007	11/7	34	488	14.4	44.4	35 at Kansas	3
Totals	37/15	101	1,503	14.9	40.6	49 vs. Troy	12

Punt Returns: 5-56-0 total; 3-50-0 in 2006; 2-6-0 in 2007; long 33-Nicholls State, 2006

GAME HIGHS

- » Receptions—9 vs. Missouri, 2005
- » Receiving Yards—135 vs. Missouri, 2005
- » Long Reception—49 yards vs. Troy, 2006
- » Touchdowns—2, vs. Oklahoma, vs. Kansas State, 2005; at Texas, 2007

2007 GAME-BY-GAME

Game	Rec.	Yds.	TD	Long
Nevada	2	28	0	21
Wake Forest*	5	45	0	14
USC*	4	56	0	21
Ball State*	1	18	1	18
Iowa State*	4	59	0	21
Missouri*	4	50	0	17
Oklahoma State	0	0	0	0
Texas A&M*	3	40	0	21
Texas*	6	112	2	35
Kansas	3	42	0	36
Kansas State	2	38	0	18

*games started



2007 Nebraska Schedule and Results

Date	Opponent	Result	Score	Overall	Conference	Time	Attend
Sept. 1, 2007	Nevada	W	52-10	1-0	0-0	3:33	84078
Sept. 8, 2007	at Wake Forest	W	20-17	2-0	0-0	3:30	32483
Sept. 15, 2007	USC	L	31-49	2-1	0-0	3:56	84959
Sept. 22, 2007	Ball State	W	41-40	3-1	0-0	3:16	84294
Sept. 29, 2007	* Iowa State	W	35-17	4-1	1-0	3:24	84703
Oct. 6, 2007	* at Missouri	L	6-41	4-2	1-1	3:27	70049
Oct. 13, 2007	* Oklahoma State	L	14-45	4-3	1-2	3:05	84334
Oct. 20, 2007	* Texas A&M	L	14-36	4-4	1-3	3:22	84473
Oct. 27, 2007	* at Texas	L	25-28	4-5	1-4	3:45	85968
Nov. 3, 2007	* at Kansas	L	39-76	4-6	1-5	3:43	51910
Nov. 10, 2007	* Kansas State	W	73-31	5-6	2-5	3:32	84665
Nov. 23, 2007	* at Colorado						

* Big 12 conference game

Team Statistics

TEAM STATISTICS	NU	OPP
SCORING	350	390
Points Per Game	31.8	35.5
FIRST DOWNS	264	273
Rushing	82	125
Passing	164	130
Penalty	18	18
RUSHING YARDAGE	1607	2509
Yards gained rushing	1804	2751
Yards lost rushing	197	242
Rushing Attempts	397	480
Average Per Rush	4.0	5.2
Average Per Game	146.1	228.1
TDs Rushing	16	32
PASSING YARDAGE	3402	2695
Att-Comp-Int	423-265-14	380-219-8
Average Per Pass	8.0	7.1
Average Per Catch	12.8	12.3
Average Per Game	309.3	245.0
TDs Passing	27	18
TOTAL OFFENSE	5009	5204
Total Plays	820	860
Average Per Play	6.1	6.1
Average Per Game	455.4	473.1
KICK RETURNS: #-YARDS	63-1440	35-722
PUNT RETURNS: #-YARDS	16-125	18-91
INT RETURNS: #-YARDS	8-171	14-189
KICK RETURN AVERAGE	22.9	20.6
PUNT RETURN AVERAGE	7.8	5.1
INT RETURN AVERAGE	21.4	13.5
FUMBLES-LOST	16-11	15-3
PENALTIES-YARDS	67-532	66-532
Average Per Game	48.4	48.4
PUNTS-YARDS	46-1879	48-1957
Average Per Punt	40.8	40.8
Net punt average	37.6	36.9
TIME OF POSSESSION/GAME	29:32	30:28
3RD-DOWN CONVERSIONS	71/160	81/165
3rd-Down Pct	44%	49%
4TH-DOWN CONVERSIONS	12/19	8/12
4th-Down Pct	63%	67%
SACKS BY-YARDS	13-94	17-110
MISC YARDS	0	0
TOUCHDOWNS SCORED	46	51
FIELD GOALS-ATTEMPTS	9-9	13-17
ON-SIDE KICKS	0-2	0-0
RED-ZONE SCORES	40-45 89%	48-53 91%
RED-ZONE TOUCHDOWNS	32-45 71%	39-53 74%
PAT-ATTEMPTS	41-41 100%	45-48 94%
ATTENDANCE	591606	240410
Games/Avg Per Game	7/84515	4/60102
Neutral Site Games		0/0

SCORE BY QUARTERS	1st	2nd	3rd	4th	Total
Nebraska	62	102	87	99	350
Opponents	84	112	111	83	390

Individual Statistics

RUSHING	GP	Att	Gain	Loss	Net	Avg	TD	Long	Avg/G
Lucky, Marlon	11	194	988	38	950	4.9	8	41	86.4
Castille, Quentin	11	76	347	4	343	4.5	4	23	31.2
Helu, Roy	7	45	212	3	209	4.6	0	24	29.9
Glenn, Cody	5	27	87	9	78	2.9	2	20	15.6
Ganz, Joe	5	14	78	22	56	4.0	1	23	11.2
Culbert, Major	9	5	35	0	35	7.0	1	17	3.9
Hardy, Frantz	11	1	19	0	19	19.0	0	19	1.7
Purify, Maurice	10	2	15	0	15	7.5	0	8	1.5
TEAM	6	5	0	10	-10	-2.0	0	0	-1.7
Nunn, Terrence	11	3	4	14	-10	-3.3	0	4	-0.9
Keller, Sam	9	25	19	97	-78	-3.1	0	4	-7.8
Total.....	11	397	1804	197	1607	4.0	16	41	146.1
Opponents.....	11	480	2751	242	2509	5.2	32	86	228.1

PASSING	G	Effic	Comp-Att-Int	Pct	Yds	TD	Lng	Avg/G
Keller, Sam	9	133.74	205-325-10	63.1	2422	14	73	242.2
Ganz, Joe	5	180.30	58-94-4	61.7	951	12	62	190.2
Lucky, Marlon	11	299.00	1-2-0	50.0	20	1	20	1.8
TEAM	11	0.00	0-1-0	0.0	0	0	0	0.0
Davis, Beau	1	175.60	1-1-0	100.0	9	0	9	9.0
Total.....	11	144.65	265-423-14	62.6	3402	27	73	309.3
Opponents.....	11	128.63	219-380-8	57.6	2695	18	66	245.0

RECEIVING	G	No.	Yds	Avg	TD	Long	Avg/G
Lucky, Marlon	11	67	590	8.8	3	62	53.6
Purify, Maurice	10	46	678	14.7	6	60	67.8
Swift, Nate	11	34	488	14.4	3	35	44.4
Nunn, Terrence	11	31	364	11.7	1	30	33.1
Hill, Sean	11	18	288	16.0	3	73	26.2
Peterson, Todd	11	16	313	19.6	4	44	28.5
Hardy, Frantz	11	14	294	21.0	3	60	26.7
Erickson, Dan	11	8	77	9.6	0	19	7.0
Glenn, Cody	5	6	52	8.7	0	19	10.4
Helu, Roy	7	5	40	8.0	0	21	5.7
Teafatiller, Hunter	10	4	34	8.5	0	13	3.4
Sand, Andy	11	3	31	10.3	0	15	2.8
Lawson, Thomas	9	3	11	3.7	3	6	1.2
Holt, Menelik	10	2	48	24.0	0	35	4.8
Castille, Quentin	11	2	26	13.0	0	15	2.4
Phillips, J.B.	11	2	19	9.5	1	13	1.7
McNeill, Mike	6	1	25	25.0	0	25	4.2
Young, Dreu	7	1	14	14.0	0	14	2.0
Paul, Niles	7	1	6	6.0	0	6	0.9
Brooks, Chris	1	1	4	4.0	0	4	4.0
Total.....	11	265	3402	12.8	27	73	309.3
Opponents.....	11	219	2695	12.3	18	66	245.0

PUNT RETURNS	No.	Yds	Avg	TD	Long
Grixby, Cortney	7	36	5.1	0	16
Jones, Andre	6	83	13.8	0	43
Swift, Nate	2	6	3.0	0	6
Nunn, Terrence	1	0	0.0	0	0
Total.....	16	125	7.8	0	43
Opponents.....	18	91	5.1	0	12

INTERCEPTIONS	No.	Yds	Avg	TD	Long
Grixby, Cortney	2	41	20.5	0	41
Ruud, Bo	2	127	63.5	2	93
Bowman, Zackary	1	0	0.0	0	0
McKeon, Corey	1	3	3.0	0	3
Dixon, Kevin	1	0	0.0	0	0
Potter, Zach	1	0	0.0	0	0
Total.....	8	171	21.4	2	93
Opponents.....	14	189	13.5	1	80

KICK RETURNS	No.	Yds	Avg	TD	Long
Grixby, Cortney	38	987	26.0	1	94
Jones, Andre	15	317	21.1	0	31
Hardy, Frantz	2	48	24.0	0	29
Teafatiller, Hunter	2	21	10.5	0	11
Hill, Sean	1	17	17.0	0	17
McNeill, Mike	1	9	9.0	0	9
Lucky, Marlon	1	19	19.0	0	19
Brandenburgh, Lance	1	7	7.0	0	7
Paul, Niles	1	8	8.0	0	8
Asante, Larry	1	7	7.0	0	7
Total.....	63	1440	22.9	1	94
Opponents.....	35	722	20.6	0	49

FUMBLE RETURNS	No.	Yds	Avg	TD	Long
McKeon, Corey	1	11	11.0	0	11
Total.....	1	11	11.0	0	11
Opponents.....	2	41	20.5	0	34

FIELD GOALS	FGM-FGA	Pct	01-19	20-29	30-39	40-49	50-99	Lg	Blk
Kunalic, Adi	1-1	100.0	0-0	0-0	0-0	1-1	0-0	46	0
Henery, Alex	8-8	100.0	0-0	5-5	3-3	0-0	0-0	39	0

FG SEQUENCE	Nebraska	OPPONENTS
Nevada	(46)	(36)
Wake Forest	(22),(22)	(25)
USC	(37)	-
Ball State	-	(45),(22),55
Iowa State	-	(30)
Missouri	(26),(39)	(23),(33)
Oklahoma State	-	(21),24
Texas A&M	-	(39)
Texas	(31)	(38),34,(47),(49)
Kansas	(27)	51
Kansas State	(27)	(31)

Numbers in (parentheses) indicate field goal was made.

PUNTING	No.	Yds	Avg	Long	TB	FC	I20	Blkd
Titchener, Dan	45	1847	41.0	52	3	14	14	0
Henery, Alex	1	32	32.0	32	0	0	1	0
Total.....	46	1879	40.8	52	3	14	15	0
Opponents.....	48	1957	40.8	62	3	10	18	0

KICKOFFS	No.	Yds	Avg	TB	OB	Retn	Net	YdLn
Kunalic, Adi	60	3923	65.4	27	0			
Wesch, Jake	2	123	61.5	0	0			
Henery, Alex	1	13	13.0	0	0			
Total.....	63	4059	64.4	27	0	722	44.4	25
Opponents.....	76	4743	62.4	13	0	1440	40.0	29

Individual Statistics

SCORING	TD	FGs	PATs						Pts
			Kick	Rush	Rcv	Pass	DXP	Saf	
Lucky, Marlon	11	0-0	0-0	0-0	0	0-0	0	0	66
Henery, Alex	0	8-8	40-40	0-0	0	0-0	0	0	64
Purify, Maurice	6	0-0	0-0	0-0	0	0-0	0	0	36
Castille, Q.	4	0-0	0-0	0-0	0	0-0	0	0	24
Peterson, Todd	4	0-0	0-0	0-0	0	0-0	0	0	24
Swift, Nate	3	0-0	0-0	0-0	2	0-0	0	0	22
Hill, Sean	3	0-0	0-0	0-0	1	0-0	0	0	20
Lawson, Thomas	3	0-0	0-0	0-0	0	0-0	0	0	18
Hardy, Frantz	3	0-0	0-0	0-0	0	0-0	0	0	18
Ruud, Bo	2	0-0	0-0	0-0	0	0-0	0	0	12
Glenn, Cody	2	0-0	0-0	0-0	0	0-0	0	0	12
Nunn, Terrence	1	0-0	0-0	0-0	0	0-0	0	0	6
Phillips, J.B.	1	0-0	0-0	0-0	0	0-0	0	0	6
Ganz, Joe	1	0-0	0-0	0-0	0	2-2	0	0	6
Culbert, Major	1	0-0	0-0	0-0	0	0-0	0	0	6
Grixby, Cortney	1	0-0	0-0	0-0	0	0-0	0	0	6
Kunalic, Adi	0	1-1	1-1	0-0	0	0-0	0	0	4
Keller, Sam	0	0-0	0-0	0-0	0	1-3	0	0	0
Total.....	46	9-9	41-41	0-0	3	3-5	0	0	350
Opponents.....	51	13-17	45-48	0-2	0	0-1	0	0	390

TOTAL OFFENSE	G	Plays	Rush	Pass	Total	Avg/G
Keller, Sam	9	350	-78	2422	2344	234.4
Ganz, Joe	5	108	56	951	1007	201.4
Lucky, Marlon	11	196	950	20	970	88.2
Castille, Q.	11	76	343	0	343	31.2
Helu, Roy	7	45	209	0	209	29.9
Glenn, Cody	5	27	78	0	78	15.6
Culbert, Major	9	5	35	0	35	3.9
Hardy, Frantz	11	1	19	0	19	1.7
Purify, Maurice	10	2	15	0	15	1.5
Davis, Beau	1	1	0	9	9	9.0
TEAM	6	6	-10	0	-10	-1.7
Nunn, Terrence	11	3	-10	0	-10	-0.9
Total.....	11	820	1607	3402	5009	455.4
Opponents.....	11	860	2509	2695	5204	473.1

ALL PURPOSE	G	Rush	Rec	PR	KOR	IR	Tot	Avg/G
Lucky, Marlon	11	950	590	0	19	0	1559	141.7
Grixby, Cortney	11	0	0	36	987	41	1064	96.7
Purify, Maurice	10	15	678	0	0	0	693	69.3
Swift, Nate	11	0	488	6	0	0	494	44.9
Jones, Andre	10	0	0	83	317	0	400	40.0
Castille, Quentin	11	343	26	0	0	0	369	33.5
Hardy, Frantz	11	19	294	0	48	0	361	32.8
Nunn, Terrence	11	-10	364	0	0	0	354	32.2
Peterson, Todd	11	0	313	0	0	0	313	28.5
Hill, Sean	11	0	288	0	17	0	305	27.7
Helu, Roy	7	209	40	0	0	0	249	35.6
Glenn, Cody	5	78	52	0	0	0	130	26.0
Ruud, Bo	9	0	0	0	0	127	127	14.1
Erickson, Dan	11	0	77	0	0	0	77	7.0
Ganz, Joe	5	56	0	0	0	0	56	11.2
Teafatiller, Hunter	10	0	34	0	21	0	55	5.5
Holt, Menelik	10	0	48	0	0	0	48	4.8
Culbert, Major	9	35	0	0	0	0	35	3.9
McNeill, Mike	6	0	25	0	9	0	34	5.7
Sand, Andy	11	0	31	0	0	0	31	2.8
Phillips, J.B.	11	0	19	0	0	0	19	1.7
Young, Dreu	7	0	14	0	0	0	14	2.0
Paul, Niles	7	0	6	0	8	0	14	2.0
Lawson, Thomas	9	0	11	0	0	0	11	1.2
Asante, Larry	11	0	0	0	7	0	7	0.6
Brandenburgh, Lance	9	0	0	0	7	0	7	0.8
Brooks, Chris	1	0	4	0	0	0	4	4.0
McKeon, Corey	11	0	0	0	0	3	3	0.3
TEAM	6	-10	0	0	0	0	-10	-1.7
Keller, Sam	9	-78	0	0	0	0	-78	-7.8
Total.....	11	1607	3402	125	1440	171	6745	613.2
Opponents.....	11	2509	2695	91	722	189	6206	564.2

Defensive Statistics

DEFENSIVE LEADERS	GP-GS	-----Tackles-----			TFL/Yds	-Sacks-	---Pass Def---		QBH	-Fumbles-		Blkd	
		Solo	Ast	Total			Int-Yds	BrUp		Rcv-Yds	FF	Kick	Saf
15 Octavien, Steve	11-7	49	31	80	13-50	2.0-9	.	3	9
4 Asante, Larry	11-9	35	36	71	.	.	.	4	1	.	1	.	.
13 McKeon, Corey	11-9	27	36	63	6-19	1.0-8	1-3	5	3	1-11	.	.	.
5 Murillo, Armando	11-11	36	27	63	3-4	0.5-2	.	7
40 Brandenburgh, Lance	9-4	37	14	51
30 Green, Tierre	11-11	21	28	49	1-14	1.0-14	.	3	1
51 Ruud, Bo	9-9	22	24	46	4-9	.	2-127	2	.	.	2	.	.
98 Potter, Zach	11-10	25	18	43	11-23	2.5-10	1-0	1	5	1-0	1	.	.
52 Dillard, Phillip	11-2	20	14	34	1-1	.	.	2	1
46 Eisenhart, Ben	11-1	19	15	34
93 Suh, Ndamukong	11-10	18	11	29	6-29	1.0-6	.	.	4	1-0	.	1	.
1 Bowman, Zackary	10-4	20	7	27	.	.	1-0	6	1
3 Thenarse, Rickey	11-0	17	10	27	2	.	.
99 Turner, Barry	11-10	10	14	24	5-34	3.0-33	.	2	7
2 Grixby, Cortney	11-9	16	8	24	1-1	.	2-41	7	1
97 Dixon, Kevin	11-3	11	7	18	3-11	.	1-0	.	2
95 Allen, Pierre	10-0	6	9	15	2-4	.	.	1	2
9 Wilson, Bryan	11-1	9	6	15	1
25 Jones, Andre	10-0	8	6	14	1-1	.	.	2
56 Barfield, Shukree	11-1	7	6	13	1-1
14 Blue, Anthony	11-1	5	8	13	.	.	.	1
43 Steinkuhler, Ty	10-7	6	6	12	3-11	.	.	.	1	.	1	.	.
6 Culbert, Major	9-0	4	4	8
88 Sievers, Clayton	10-0	3	4	7	1
86 Poulosky, Andy	10-1	4	3	7	2-4	1.0-3
26 Erickson, Dan	11-1	3	3	6
53 Wortman, Tyler	8-0	2	4	6	3-10
31 Covey, Nick	3-0	3	2	5	1-1
22 West, Anthony	10-0	4	1	5	2-11	1.0-9	.	.	2
21 Amukamara, Prince	7-0	2	2	4
82 Cammack, Wes	10-0	2	1	3
63 Martin, Ben	6-0	1	2	3
17 Peterson, Todd	11-2	2	1	3
33 O'Hanlon, Matt	10-0	2	1	3
96 Johnson, Brandon	7-0	.	3	3
23 Washington, Latravis	5-0	1	1	2
12 Lawrence, Blake	6-0	2	.	2
82 O'Leary, T.J.	11-0	.	2	2
28 Hagg, Eric	7-0	.	2	2
24 Paul, Niles	7-0	.	2	2
77 Nicks, Carl	11-10	2	.	2
85 Rice, Thomas	1-0	1	.	1
76 Murtha, Lydon	8-8	1	.	1
84 Sullivan, Tony	1-0	.	1	1
72 Burkes, Jaivorio	3-3	1	.	1
97 Titchener, Dan	11-1	.	1	1
48 Sand, Andy	11-3	.	1	1
10 Helu, Roy	7-0	1	.	1
86 Hill, Sean	11-6	1	.	1
87 Swift, Nate	11-7	1	.	1
20 Kunalic, Adi	11-0	1	.	1
9 Keller, Sam	10-9	1	.	1
TM TEAM	6-0	1
Total.....	11-0	469	382	851	69-238	13-94	8-171	47	42	3-11	7	1	.
Opponents.....	11-0	474	350	824	56-188	17-110	14-189	40	11	11-41	13	.	.

Individual Game By Game

RUSHING	No-Yds/TD	NEV	WFU	USC	BSU	ISU	MU	OSU	A&M	UT	KU	KSU	CU
Lucky, Marlon	194-950/8	30-233/3	24-90/1	17-33/0	21-102/1	16-107/1	17-67/0	13-66/0	8-23/0	24-111/0	8-15/0	16-103/2	
Castille, Quentin	76-343/4	18-78/2	6-28/0	-	5-16/1	1-0/0	-	20-102/0	9-60/1	5-12/0	1--3/0	11-50/0	
Helu, Roy	45-209/0	6-26/0	DNP	DNP	4-13/0	DNP	DNP	14-55/0	5-39/0	5-14/0	9-56/0	2-6/0	
Glenn, Cody	27-78/2	8-29/0	DNP	8-20/2	DNP	8-27/0	2-1/0	DNP	DNP	1-1/0	DNP	DNP	
Ganz, Joe	14-56/1	2-15/0	DNP	DNP	DNP	-	DNP	DNP	DNP	1-12/0	5-11/1	6-18/0	
Culbert, Major	5-35/1	5-35/1	-	-	DNP	DNP	-	-	-	-	-	-	
Hardy, Frantz	1-19/0	-	-	-	-	-	-	-	1-19/0	-	-	-	
Purify, Maurice	2-15/0	DNP	-	-	-	-	1-8/0	-	-	-	-	-	1-7/0
TEAM	5-10/0	1--3/0	2--4/0	DNP	1--2/0	-	DNP	DNP	DNP	-	DNP	1--1/0	
Nunn, Terrence	3-10/0	-	-	1-3/0	-	1-11/0	1-4/0	-	-	-	-	-	
Keller, Sam	25--78/0	-	2-1/0	2--19/0	5--15/0	4-7/0	4-6/0	3--17/0	3--11/0	2--18/0	-	DNP	

RECEIVING	No-Yds/TD	NEV	WFU	USC	BSU	ISU	MU	OSU	A&M	UT	KU	KSU	CU
Purify, Maurice	46-678/6	DNP	3-30/0	7-80/0	6-122/1	3-36/0	5-40/0	1-24/0	3-42/1	5-38/1	7-158/3	6-108/0	
Lucky, Marlon	67-590/3	3-33/1	4-34/0	6-41/0	11-81/0	4-16/0	7-56/0	1-2/0	13-125/0	6-41/0	6-83/1	6-78/1	
Swift, Nate	34-488/3	2-28/0	5-45/0	4-56/0	1-18/1	4-59/0	4-50/0	-	3-40/0	6-112/2	3-42/0	2-38/0	
Nunn, Terrence	31-364/1	2-36/0	6-83/0	4-57/0	3-25/0	2-18/0	-	4-24/0	2-27/0	2-29/0	1-9/0	5-56/1	
Peterson, Todd	16-313/4	1-8/0	-	5-74/2	3-43/0	-	-	1-44/0	-	-	2-59/0	4-85/2	
Hardy, Frantz	14-294/3	1-24/0	2-20/0	2-4/0	-	2-74/0	2-20/0	-	-	1-56/0	1-13/0	3-83/3	
Hill, Sean	18-288/3	-	1-25/1	2-10/0	3-129/1	1-20/1	4-45/0	-	3-33/0	2-13/0	2-13/0	-	
Erickson, Dan	8-77/0	1-19/0	-	2-21/0	-	-	1-6/0	-	1-6/0	-	-	3-25/0	
Glenn, Cody	6-52/0	-	DNP	4-46/0	DNP	-	2-6/0	DNP	DNP	-	DNP	DNP	
Holt, Menelik	2-48/0	-	-	-	-	-	DNP	-	-	-	1-13/0	1-35/0	
Helu, Roy	5-40/0	-	DNP	DNP	1-5/0	DNP	DNP	1-21/0	1-2/0	1-10/0	1-2/0	-	
Teafatiller, Hunter	4-34/0	DNP	3-21/0	-	-	-	-	-	-	-	1-13/0	-	
Sand, Andy	3-31/0	1-15/0	-	-	-	-	-	-	-	2-16/0	-	-	
Castille, Quentin	2-26/0	-	-	-	1-15/0	-	-	-	-	-	-	1-11/0	
McNeill, Mike	1-25/0	1-25/0	DNP	-	DNP	DNP	-	DNP	DNP	-	-	-	
Phillips, J.B.	2-19/1	-	-	-	-	-	1-6/0	-	1-13/1	-	-	-	
Young, Dreu	1-14/0	1-14/0	DNP	-	-	DNP	DNP	-	-	-	DNP	-	
Lawson, Thomas	3-11/3	-	DNP	DNP	-	2-10/2	-	1-1/1	-	-	-	-	
Paul, Niles	1-6/0	1-6/0	DNP	DNP	-	-	DNP	-	-	DNP	-	-	
Brooks, Chris	1-4/0	1-4/0	DNP	DNP	DNP	DNP	DNP	DNP	DNP	DNP	DNP	DNP	

PASSING

#9 Keller, Sam	Att	Comp	Int	Pct	Yards	TD	Long	Sack	Yds	Effic
Nevada	25	14	1	56.0	193	1	25	0	0	126.0
Wake Forest	41	24	2	58.5	258	1	30	0	0	109.7
USC	54	36	2	66.7	389	2	21	2	19	132.0
Ball State	37	29	1	78.4	438	3	73	3	14	199.2
Iowa State	28	18	1	64.3	219	2	60	0	0	146.4
Missouri	43	25	1	58.1	223	0	18	2	12	97.1
Oklahoma State	18	10	2	55.6	129	2	44	2	17	130.2
Texas A&M	44	26	0	59.1	275	1	26	2	8	119.1
Texas	35	23	0	65.7	298	2	56	2	18	156.1
TOTALS	325	205	10	63.1	2422	14	73	13	88	133.7

#12 Ganz, Joe	Att	Comp	Int	Pct	Yards	TD	Long	Sack	Yds	Effic
Nevada	1	1	0	100.0	19	0	19	0	0	259.6
Texas	3	2	0	66.7	17	1	13	0	0	224.3
Kansas	50	25	4	50.0	405	4	62	1	7	128.4
Kansas State	40	30	0	75.0	510	7	39	3	15	239.9
TOTALS	94	58	4	61.7	951	12	62	4	22	180.3

#15 Davis, Beau	Att	Comp	Int	Pct	Yards	TD	Long	Sack	Yds	Effic
Kansas State	1	1	0	100.0	9	0	9	0	0	175.6
TOTALS	1	1	0	100.0	9	0	9	0	0	175.6

#5 Lucky, Marlon	Att	Comp	Int	Pct	Yards	TD	Long	Sack	Yds	Effic
Iowa State	1	1	0	100.0	20	1	20	0	0	598.0
Kansas State	1	0	0	0.0	0	0	0	0	0	0.0
TOTALS	2	1	0	50.0	20	1	20	0	0	299.0

PUNT RETURNS	No-Yds	NEV	WFU	USC	BSU	ISU	MU	OSU	A&M	UT	KU	KSU	CU
Jones, Andre	6-83	1-24	-	-	1-1	DNP	-	-	1-10	-	-	-	3-48
Grixby, Cortney	7-36	3-4	-	2-4	1-16	1-12	-	-	-	-	-	-	-
Swift, Nate	2-6	-	-	-	-	-	-	1-6	1-0	-	-	-	-
Nunn, Terrence	1-0	1-0	-	-	-	-	-	-	-	-	-	-	-

KICK RETURNS	No-Yds	NEV	WFU	USC	BSU	ISU	MU	OSU	A&M	UT	KU	KSU	CU
Grixby, Cortney	38-987	2-66	4-98	5-110	4-78	2-87	5-120	7-161	-	3-78	4-82	2-107	
Jones, Andre	15-317	-	-	4-86	3-63	DNP	1-26	1-26	3-65	-	1-12	2-39	
Hardy, Frantz	2-48	-	-	-	-	-	-	-	-	-	2-48	-	
Teafatiller, Hunter	2-21	DNP	-	-	-	-	2-21	-	-	-	-	-	
Lucky, Marlon	1-19	-	-	-	-	-	-	-	-	-	1-19	-	
Hill, Sean	1-17	-	-	-	-	1-17	-	-	-	-	-	-	
McNeill, Mike	1-9	-	DNP	-	DNP	DNP	-	DNP	DNP	1-9	-	-	
Paul, Niles	1-8	-	DNP	DNP	-	-	DNP	-	-	DNP	-	-	1-8
Asante, Larry	1-7	-	-	-	-	1-7	-	-	-	-	-	-	
Brandenburgh, Lance	1-7	1-7	-	-	-	-	-	-	-	-	DNP	DNP	

Individual Defense Game By Game

TOTAL TACKLES	UA-A	TOT	NEV	WFU	USC	BSU	ISU	MU	OSU	A&M	UT	KU	KSU	CU
Octavien, Steve	49-31	80	3-2	6-0	6-2	5-2	7-4	-	0-2	5-8	7-1	6-5	4-5	
Asante, Larry	35-36	71	0-4	4-5	4-4	2-1	5-4	0-2	0-2	5-5	7-2	3-6	5-1	
Murillo, Armando	36-27	63	1-3	3-1	2-1	4-1	7-2	2-2	3-5	2-4	5-2	5-2	2-4	
McKeon, Corey	27-36	63	3-1	2-3	0-2	3-1	4-5	1-2	6-4	3-11	3-2	1-1	1-4	
Brandenburgh, Lance	37-14	51	1-1	2-0	3-3	2-0	3-0	6-4	5-1	9-3	6-2	DNP	DNP	
Green, Tierre	21-28	49	0-1	1-3	1-2	-	1-1	3-4	2-7	3-3	3-2	4-4	3-1	
Ruud, Bo	22-24	46	1-0	3-1	3-3	4-2	6-8	5-5	0-1	-	DNP	DNP	0-4	
Potter, Zach	25-18	43	2-0	4-1	1-5	3-1	2-3	3-2	4-2	1-2	3-1	2-1	-	
Dillard, Phillip	20-14	34	2-0	5-1	1-2	4-2	2-2	3-2	1-2	-	1-0	1-3	-	
Eisenhart, Ben	19-15	34	1-0	2-2	-	-	-	2-0	1-4	2-2	5-1	4-5	2-1	
Suh, Ndamukong	18-11	29	2-0	3-0	3-1	4-2	4-0	-	1-1	1-2	0-1	0-2	0-2	
Thenarse, Rickey	17-10	27	-	2-0	3-1	2-1	1-1	-	2-0	1-1	2-3	3-2	1-1	
Bowman, Zackary	20-7	27	1-0	4-3	1-0	DNP	5-0	5-3	2-0	-	-	2-1	-	
Grixby, Cortney	16-8	24	2-1	3-0	1-0	1-0	1-0	2-2	0-1	1-1	-	3-3	2-0	
Turner, Barry	10-14	24	1-1	1-3	0-1	2-3	1-2	2-0	-	0-1	1-1	1-0	1-2	
Dixon, Kevin	11-7	18	1-0	1-1	-	1-0	1-2	4-2	1-2	-	-	1-0	1-0	
Wilson, Bryan	10-6	16	2-0	-	-	1-1	2-0	3-2	0-1	-	0-1	2-0	0-1	
Allen, Pierre	6-9	15	0-1	-	-	-	DNP	-	2-2	-	2-1	2-4	0-1	
Jones, Andre	8-6	14	-	0-2	0-2	2-0	DNP	2-2	-	1-0	-	3-0	-	
Blue, Anthony	5-8	13	0-1	0-1	0-1	-	0-1	-	-	-	1-0	1-2	3-2	
Barfield, Shukree	7-6	13	1-0	2-0	-	1-0	1-0	-	1-1	0-3	0-2	1-0	-	
Steinkuhler, Ty	6-6	12	-	DNP	0-3	-	1-0	-	-	1-0	2-1	0-1	2-1	
Culbert, Major	4-4	8	-	1-0	-	DNP	DNP	-	-	2-2	-	1-1	0-1	
Sievers, Clayton	3-4	7	0-1	-	-	-	2-0	DNP	-	1-2	-	-	0-1	
Poulosky, Andy	4-3	7	DNP	-	-	-	0-1	1-0	2-2	-	1-0	-	-	
Wortman, Tyler	2-4	6	0-1	DNP	DNP	DNP	-	-	-	-	1-1	1-1	0-1	
Erickson, Dan	3-3	6	-	1-0	0-1	-	-	-	-	-	-	1-1	1-1	
West, Anthony	4-1	5	-	-	-	-	-	2-1	-	2-0	-	DNP	-	
Covey, Nick	3-2	5	DNP	DNP	DNP	DNP	DNP	DNP	DNP	2-1	DNP	1-0	0-1	
Amukamara, Prince	2-2	4	DNP	DNP	DNP	0-1	-	1-0	-	-	DNP	-	1-1	
Peterson, Todd	2-1	3	-	-	1-0	1-1	-	-	-	-	-	-	-	
Martin, Ben	1-2	3	-	-	DNP	DNP	1-1	-	DNP	DNP	DNP	0-1	-	
O'Hanlon, Matt	2-1	3	1-0	-	-	-	1-0	-	-	-	0-1	DNP	-	
Cammack, Wes	2-1	3	-	0-1	-	1-0	-	DNP	-	-	-	-	1-0	
Johnson, Brandon	0-3	3	-	DNP	DNP	DNP	-	DNP	-	0-1	0-1	0-1	-	
Nicks, Carl	2-0	2	-	-	-	-	1-0	-	-	-	-	1-0	-	
Lawrence, Blake	2-0	2	-	-	-	-	DNP	DNP	DNP	1-0	DNP	DNP	1-0	
Hagg, Eric	0-2	2	DNP	DNP	DNP	DNP	-	-	-	-	-	-	0-2	
Washington, Latravis	1-1	2	DNP	-	DNP	-	-	DNP	DNP	DNP	DNP	-	1-1	
O'Leary, T.J.	0-2	2	-	-	-	0-1	-	-	-	-	-	0-1	-	
Paul, Niles	0-2	2	0-1	DNP	DNP	-	-	DNP	-	-	DNP	-	0-1	
Hill, Sean	1-0	1	-	-	1-0	-	-	-	-	-	-	-	-	
Sullivan, Tony	0-1	1	0-1	DNP	DNP	DNP	DNP	DNP	DNP	DNP	DNP	DNP	DNP	
Rice, Thomas	1-0	1	DNP	DNP	DNP	DNP	DNP	DNP	DNP	DNP	DNP	DNP	1-0	
Burkes, Jaiworio	1-0	1	DNP	DNP	DNP	DNP	DNP	DNP	DNP	DNP	1-0	-	-	
Swift, Nate	1-0	1	-	-	-	-	-	-	-	-	-	1-0	-	
Titchener, Dan	0-1	1	-	-	-	-	-	0-1	-	-	-	-	-	
Sand, Andy	0-1	1	-	-	-	-	0-1	-	-	-	-	-	-	
Helu, Roy	1-0	1	-	DNP	DNP	-	DNP	DNP	-	-	-	1-0	-	
Kunalic, Adi	1-0	1	-	-	1-0	-	-	-	-	-	-	-	-	
Murtha, Lydon	1-0	1	-	-	1-0	-	-	-	-	-	DNP	DNP	DNP	

Individual Defense Game By Game

INT RETURNS	No-Yds	NEV	WFU	USC	BSU	ISU	MU	OSU	A&M	UT	KU	KSU	CU
Grixby, Cortney	2-41	-	-	-	-	2-41	-	-	-	-	-	-	-
Ruud, Bo	2-127	-	-	-	1-34	1-93	-	-	-	DNP	DNP	-	-
Dixon, Kevin	1-0	1-0	-	-	-	-	-	-	-	-	-	-	-
Bowman, Zackary	1-0	-	1-0	-	DNP	-	-	-	-	-	-	-	-
Potter, Zach	1-0	-	-	-	-	-	-	-	-	1-0	-	-	-
McKeon, Corey	1-3	-	1-3	-	-	-	-	-	-	-	-	-	-

FUMBLE RETURNS	No-Yds	NEV	WFU	USC	BSU	ISU	MU	OSU	A&M	UT	KU	KSU	CU
McKeon, Corey	1-11	-	-	1-11	-	-	-	-	-	-	-	-	-

FUMBLE FORCED	Number	NEV	WFU	USC	BSU	ISU	MU	OSU	A&M	UT	KU	KSU	CU
Thenarse, Rickey	2	-	-	1	-	-	-	-	-	1	-	-	-
Ruud, Bo	2	-	-	1	-	1	-	-	-	-	-	-	-
Steinkuhler, Ty	1	-	DNP	-	-	1	-	-	-	-	-	-	-
Potter, Zach	1	-	-	-	1	-	-	-	-	-	-	-	-
Asante, Larry	1	-	-	1	-	-	-	-	-	-	-	-	-

SACKS	UA-A	TOT	NEV	WFU	USC	BSU	ISU	MU	OSU	A&M	UT	KU	KSU	CU
Turner, Barry	2-2	3.0	0.5-5	-	-	-	1.5-9	-	-	-	-	-	1.0-19	-
Potter, Zach	2-1	2.5	-	1.0-3	-	1.0-4	0.5-3	-	-	-	-	-	-	-
Octavien, Steve	1-2	2.0	0.5-4	-	-	-	-	-	-	-	-	-	1.5-5	-
McKeon, Corey	1-0	1.0	-	-	-	-	-	-	-	1.0-8	-	-	-	-
Suh, Ndamukong	1-0	1.0	-	-	-	-	1.0-6	-	-	-	-	-	-	-
Poulosky, Andy	1-0	1.0	DNP	-	-	-	-	-	-	-	1.0-3	-	-	-
West, Anthony	1-0	1.0	-	-	-	-	-	-	-	1.0-9	-	DNP	-	-
Green, Tierre	1-0	1.0	-	-	-	-	-	-	-	-	-	-	1.0-14	-
Murillo, Armando	0-1	0.5	-	-	-	-	-	-	-	-	-	-	0.5-2	-

TACKLES FOR LOSS	UA-A	TOT	NEV	WFU	USC	BSU	ISU	MU	OSU	A&M	UT	KU	KSU	CU
Octavien, Steve	8-5	13	2-10	2-4	2-3	-	2-11	-	1-0	-	-	1-2	3-20	-
Potter, Zach	9-2	11	1-1	2-5	1-1	2-5	1-3	2-2	1-3	-	1-3	-	-	-
Suh, Ndamukong	6-0	6	-	2-9	1-7	1-3	2-10	-	-	-	-	-	-	-
McKeon, Corey	6-0	6	1-2	-	-	1-1	1-3	-	1-2	1-8	1-3	-	-	-
Turner, Barry	2-3	5	1-5	-	-	-	3-10	-	-	-	-	-	1-19	-
Ruud, Bo	3-1	4	1-1	1-1	1-6	-	-	1-1	-	-	DNP	DNP	-	-
Steinkuhler, Ty	3-0	3	-	DNP	-	-	1-6	-	-	1-1	-	-	1-4	-
Murillo, Armando	1-2	3	-	-	-	-	-	1-0	-	-	-	-	2-4	-
Wortman, Tyler	2-1	3	-	DNP	DNP	DNP	-	-	-	-	1-3	2-7	-	-
Dixon, Kevin	2-1	3	-	-	-	-	1-1	-	1-1	-	-	-	1-9	-
Allen, Pierre	1-1	2	-	-	-	-	DNP	-	1-3	-	-	1-1	-	-
Poulosky, Andy	1-1	2	DNP	-	-	-	-	-	1-1	-	1-3	-	-	-
West, Anthony	2-0	2	-	-	-	-	-	-	-	2-11	-	DNP	-	-
Dillard, Phillip	0-1	1	-	-	-	-	-	-	1-1	-	-	-	-	-
Covey, Nick	1-0	1	DNP	DNP	DNP	DNP	DNP	DNP	DNP	1-1	DNP	-	-	-
Green, Tierre	1-0	1	-	-	-	-	-	-	-	-	-	-	1-14	-
Jones, Andre	1-0	1	-	-	-	-	DNP	-	-	-	-	1-1	-	-
Barfield, Shukree	1-0	1	-	-	-	-	-	-	1-1	-	-	-	-	-
Grixby, Cortney	1-0	1	1-1	-	-	-	-	-	-	-	-	-	-	-

Nebraska Team Game By Game

Date	Opponent	--RUSHING--				--RECEIVING--				-----PASSING-----				--KICK RET--				--PUNT RET--				All Purp
		No.	Yds	TD	Lg	No.	Yds	TD	Lg	Att	Cmp	Int	Yds	TD	Lg	No	Yds	TD	Lg	No	Yds	
Sept. 1, 2007	Nevada	70	413	6	31	15	212	1	25	15-26-1	212	1	25	3	73	0	42	5	28	0	24	625
Sept. 8, 2007	at Wake Forest	34	115	1	22	24	258	1	30	24-41-2	258	1	30	4	98	0	31	1	0	0	0	373
Sept. 15, 2007	USC	28	31	2	13	36	389	2	21	36-54-2	389	2	21	9	196	0	31	2	4	0	2	420
Sept. 22, 2007	Ball State	36	114	2	28	29	438	3	73	29-37-1	438	3	73	7	141	0	26	2	17	0	16	552
Sept. 29, 2007	Iowa State	30	130	1	41	19	239	3	60	19-29-1	239	3	60	4	111	0	51	1	12	0	12	369
Oct. 6, 2007	at Missouri	25	74	0	17	25	223	0	18	25-43-1	223	0	18	8	167	0	35	0	0	0	0	297
Oct. 13, 2007	Oklahoma State	50	206	0	23	10	129	2	44	10-18-2	129	2	44	8	187	0	35	1	6	0	6	335
Oct. 20, 2007	Texas A&M	26	130	1	19	26	275	1	26	26-44-0	275	1	26	3	65	0	31	2	10	0	10	405
Oct. 27, 2007	at Texas	38	132	0	33	25	315	3	56	25-38-0	315	3	56	4	87	0	30	0	0	0	0	447
Nov. 3, 2007	at Kansas	23	79	1	24	25	405	4	62	25-50-4	405	4	62	8	161	0	29	0	0	0	0	484
Nov. 10, 2007	Kansas State	37	183	2	29	31	519	7	39	31-43-0	519	7	39	5	154	1	94	3	48	0	43	702
Totals		397	1607	16	41	265	3402	27	73	265-423-14	3402	27	73	63	1440	1	94	16	125	0	43	5009
Opponent		480	2509	32	86	219	2695	18	66	219-380-8	2695	18	66	35	722	0	49	18	91	0	12	5204

Date	Opponent	-----TACKLES-----					-SACKS-		-FUMBLE-		Int-Yds	QBH	Pass Brk	Blkd Kick	-Kicks-----XPTS-						
		Solo	Ast	Total	TFL-Yds	No-Yds	FF	FR-Yds	Att-Mad	Run					Rcv	Saf	Pts				
Sept. 1, 2007	Nevada	25	20	45	7-20	0	1-0-0	0	0-0	1-0	9	5	0	0	7-7	0	0	0	0	0	52
Sept. 8, 2007	at Wake Forest	50	28	78	7-19	1-0-3	0	0-0	2-3	0	4	0	0	2-2	0	0	0	0	0	0	20
Sept. 15, 2007	USC	33	34	67	5-17	0-0-0	3	1-11	0-0	1	2	0	0	2-2	0	1	0	0	0	0	31
Sept. 22, 2007	Ball State	43	20	63	4-9	1-0-4	1	1-0	1-34	4	3	0	0	5-5	0	0	0	0	0	0	41
Sept. 29, 2007	Iowa State	59	38	97	11-44	3-0-18	2	1-0	3-134	5	7	0	0	5-5	0	0	0	0	0	0	35
Oct. 6, 2007	at Missouri	47	36	83	4-3	0-0-0	0	0-0	0-0	0	7	0	0	0-0	0	0	0	0	0	0	6
Oct. 13, 2007	Oklahoma State	33	40	73	8-12	0-0-0	0	0-0	0-0	2	4	0	0	2-2	0	0	0	0	0	0	14
Oct. 20, 2007	Texas A&M	43	52	95	5-21	2-0-17	0	0-0	0-0	3	3	1	0	2-2	0	0	0	0	0	0	14
Oct. 27, 2007	at Texas	51	26	77	4-12	1-0-3	1	0-0	1-0	10	6	0	0	2-2	0	1	0	0	0	0	25
Nov. 3, 2007	at Kansas	52	48	100	5-11	0-0-0	0	0-0	0-0	1	3	0	0	4-4	0	1	0	0	0	0	39
Nov. 10, 2007	Kansas State	33	40	73	9-70	4-0-40	0	0-0	0-0	7	4	0	0	10-10	0	0	0	0	0	0	73
Totals		469	382	851	69-238	13-0-94	7	3-11	8-171	42	47	1	0	41-41	0	3	0	350			
Opponent		474	350	824	56-188	17-0-110	13	11-41	14-189	11	40	0	0	48-45	0	0	0	390			

Date	Opponent	-----PUNTING-----					-FIELD GOALS-			-----KICKOFFS-----								
		No	Yds	Avg	Long	Blkd	Att-Made	Lg	Blkd	No	Yds	Avg	TB	OB				
Sept. 1, 2007	Nevada	2	89	44.5	45	0	0	0	0	1-1	46	0	0	9	617	68.6	6	0
Sept. 8, 2007	at Wake Forest	5	225	45.0	51	0	0	2	1	3	2-2	0	0	5	336	67.2	1	0
Sept. 15, 2007	USC	6	226	37.7	46	0	0	3	0	2	1-1	37	0	3	202	67.3	0	0
Sept. 22, 2007	Ball State	4	171	42.8	45	0	1	2	0	0	0-0	0	0	7	478	68.3	4	0
Sept. 29, 2007	Iowa State	4	154	38.5	44	0	0	0	0	2	0-0	0	0	6	384	64.0	4	0
Oct. 6, 2007	at Missouri	5	214	42.8	47	0	1	0	0	2	2-2	39	0	3	206	68.7	2	0
Oct. 13, 2007	Oklahoma State	4	147	36.8	48	0	0	0	1	0	0-0	0	0	3	201	67.0	2	0
Oct. 20, 2007	Texas A&M	4	167	41.8	44	0	1	0	0	1	0-0	0	0	3	210	70.0	3	0
Oct. 27, 2007	at Texas	8	341	42.6	52	0	0	5	1	4	1-1	31	0	4	238	59.5	0	0
Nov. 3, 2007	at Kansas	3	109	36.3	38	0	0	1	0	0	1-1	27	0	7	451	64.4	1	0
Nov. 10, 2007	Kansas State	1	36	36.0	36	0	0	1	0	0	1-1	27	0	12	723	60.2	4	0
Totals		46	1879	40.8	52	0	3	14	2	15	9-9	46	0	63	4059	64.4	27	0
Opponent		48	1957	40.8	62	0	3	10	8	18	17-13	49	0	76	4743	62.4	13	0

Opponent Team Game By Game

Date	Opponent	--RUSHING--				--RECEIVING--				-----PASSING-----				--KICK RET--				--PUNT RET--				All Purp
		No.	Yds	TD	Lg	No.	Yds	TD	Lg	Att	Cmp	Int	Yds	TD	Lg	No	Yds	TD	Lg	No	Yds	
Sept. 1, 2007	Nevada	24	77	0	16	9	108	0	21	9-27-1	108	0	21	3	69	0	28	2	15	0	7	185
Sept. 8, 2007	at Wake Forest	53	236	2	38	12	140	0	61	12-24-2	140	0	61	4	89	0	30	2	14	0	11	376
Sept. 15, 2007	USC	38	313	5	50	19	144	2	21	19-30-0	144	2	21	3	84	0	31	1	-2	0	0	457
Sept. 22, 2007	Ball State	36	188	2	43	26	422	3	58	26-43-1	422	3	58	3	64	0	27	1	12	0	12	610
Sept. 29, 2007	Iowa State	51	134	2	24	26	281	0	28	26-51-3	281	0	28	2	20	0	11	3	15	0	9	415
Oct. 6, 2007	at Missouri	36	195	2	29	34	411	3	48	34-49-0	411	3	48	1	26	0	26	1	8	0	8	606
Oct. 13, 2007	Oklahoma State	51	317	5	33	12	234	1	41	12-20-0	234	1	41	1	4	0	4	2	1	0	1	551
Oct. 20, 2007	Texas A&M	66	359	4	31	13	100	1	21	13-22-0	100	1	21	0	0	0	0	2	14	0	8	459
Oct. 27, 2007	at Texas	48	364	3	86	12	181	0	36	12-29-1	181	0	36	4	71	0	29	2	6	0	6	545
Nov. 3, 2007	at Kansas	49	218	5	23	30	354	6	42	30-41-0	354	6	42	6	203	0	49	2	8	0	5	572
Nov. 10, 2007	Kansas State	28	108	2	53	26	320	2	66	26-44-0	320	2	66	7	92	0	30	0	0	0	0	428
Opponent totals		480	2509	32	86	219	2695	18	66	219-380-8	2695	18	66	35	722	0	49	18	91	0	12	5204
Nebraska		397	1607	16	41	265	3402	27	73	265-423-14	3402	27	73	63	1440	1	94	16	125	0	43	5009

Date	Opponent	-----TACKLES-----					-SACKS-		-FUMBLE-		Int-Yds	QBH	Pass Brk	Blkd Kick	-Kicks-----XPTS-						
		Solo	Ast	Total	TFL-Yds	No-Yds	FF	FR-Yds	Att-Mad	Run					Rcv	Saf	Pts				
Sept. 1, 2007	Nevada	51	56	107	5-9	0-0-0	0	0-0	1-80	1	3	0	0	1-1	0	0	0	0	0	0	10
Sept. 8, 2007	at Wake Forest	42	20	62	1-0-2	0-0-0	0	1-0	2-0	0	4	0	0	2-2	0						

Team Comparison

Opponent	Score	1st Dns (Run/Pass/Pen.)	Rushing	Passing	Pass Yds	Total Offense	Ret Yds	T/O
Nevada	52-10	35/9 (20/3, 12/5, 3/1)	70-413/24-77	15-26-1/9-27-1	212/108	96-625/51-185	101/164	1/1
Wake Forest	20-17	21/18 (7/11, 12/5, 2/2)	34-115/53-236	24-41-2/12-24-2	258/140	75-373/77-376	101/103	3/2
USC	31-49	28/22 (3/14, 19/8, 6/0)	28-31/38-313	36-54-2/19-30-0	389/144	82-420/68-457	211/125	2/1
Ball State	41-40	25/27 (7/7, 17/19, 1/1)	36-114/36-188	29-37-1/26-43-1	438/422	73-552/79-610	192/76	3/2
Iowa State	35-17	17/28 (4/9, 13/16, 0/3)	30-130/51-134	19-29-1/26-51-3	239/281	59-369/102-415	257/69	3/4
Missouri	6-41	20/32 (4/8, 14/20, 2/4)	25-74/36-195	25-43-1/34-49-0	223/411	68-297/85-606	167/34	1/0
Oklahoma State	14-45	17/26 (8/16, 7/10, 2/0)	50-206/51-317	10-18-2/12-20-0	129/234	68-335/71-551	193/5	3/0
Texas A&M	14-36	24/28 (7/21, 16/6, 1/1)	26-130/66-359	26-44-0/13-22-0	275/100	70-405/88-459	75/14	3/0
Texas	25-28	20/25 (5/13, 15/10, 0/2)	38-132/48-364	25-38-0/12-29-1	315/181	76-447/77-545	87/84	1/1
Kansas	39-76	22/34 (6/15, 16/17, 0/2)	23-79/49-218	25-50-4/30-41-0	405/354	73-484/ 90-572	161/277	5/0
Kansas State	73-31	35/24 (11/8, 23/14, 1/2)	37-183/28-108	31-43-0/26-44-0	519/320	80-702/72-428	202/92	0/0
Totals	350-390	264/273 (82/125, 164/130, 18/18)	397-1607/480-2509	265-423-14/219-380-8	3402/2695	820-5009/860-5204	1747/1043	25/11

Note: Game totals are displayed in the format TEAM/OPPONENT for each category

Opponent	3rd Down	4th Down	Time Poss	Margin	Yds/Rush	Yds/Pass	Yds/Play	Punting	Penalties
Nevada	7-15/1-13	1-2/1-1	40:38/19:22	21:16	5.9/3.2	8.2/4.0	6.5/3.6	2-44.5/10-40.1	8-65/12-86
Wake Forest	3-15/9-20	2-3/1-2	27:58/32:02	-4:04	3.4/4.5	6.3/5.8	5.0/4.9	5-45.0/7-39.0	5-26/6-51
USC	8-17/5-10	0-0/1-1	30:58/29:02	1:56	1.1/8.2	7.2/4.8	5.1/6.7	6-37.7/4-41.0	6-45/10-102
Ball State	8-13/9-15	1-1/0-0	32:52/27:08	5:44	3.2/5.2	11.8/9.8	7.6/7.7	4-42.8/3-45.0	5-50/4-34
Iowa State	7-12/9-22	0-0/2-4	20:48/39:12	-18:24	4.3/2.6	8.2/5.5	6.3/4.1	4-38.5/4-42.5	4-50/1-5
Missouri	6-16/10-15	0-1/1-1	28:20/31:40	-3:20	3.0/5.4	5.2/8.4	4.4/7.1	5-42.8/2-46.0	10-57/9-79
Oklahoma State	7-16/6-10	1-3/0-0	30:50/29:10	1:40	4.1/6.2	7.2/11.7	4.9/7.8	4-36.8/2-39.0	6-57/7-62
Texas A&M	6-13/7-15	1-3/2-2	23:05/36:55	-13:50	5.0/5.4	6.2/4.5	5.8/5.2	4-41.8/5-40.0	4-30/5-38
Texas	6-17/7-16	2-2/0-0	30:28/29:32	0:56	3.5/7.6	8.3/6.2	5.9/7.1	8-42.6/4-42.5	9-59/3-25
Kansas	8-15/12-15	1-1/0-0	24:39/35:21	-10:42	3.4/4.4	8.1/8.6	6.6/6.4	3-36.3/1-22.0	4-22/2-10
Kansas State	5-11/6-14	3-3/0-1	34:11/25:49	8:22	4.9/3.9	12.1/7.3	8.8/5.9	1-36.0/6-42.0	6-71/7-40
Totals	71-160/81-165	12-19/8-12	324:47/335:13	-10:26	4.0/5.2	8.0/7.1	6.1/6.1	46-40.8/48-40.8	67-532/66-532

Nebraska Red Zone Chart

NEBRASKA INSIDE OPPONENTS RED-ZONE

Date	Opponent	Score	Times In RZ	Times Scored	Pts	Total TDs	Rush TDs	Pass TDs	FGs Made	----- Failed to score inside RZ -----					Game	
											FGA	Downs	Int	Fumb	Half	Game
Sept. 1	Nevada	W, 52-10	8	7	49	7	6	1	0	0	0	0	0	0	1	0
Sept. 8	at Wake Forest	W, 20-17	2	2	6	0	0	0	2	0	0	0	0	0	0	0
Sept. 15	USC	L, 31-49	5	5	31	4	2	2	1	0	0	0	0	0	0	0
Sept. 22	Ball State	W, 41-40	3	3	20	3	1	2	0	0	0	0	0	0	0	0
*Sept. 29	Iowa State	W, 35-17	5	3	21	3	0	3	0	0	0	0	1	1	0	0
*Oct. 6	at Missouri	L, 6-41	2	2	6	0	0	0	2	0	0	0	0	0	0	0
*Oct. 13	Oklahoma State	L, 14-45	3	2	14	2	0	2	0	0	1	0	0	0	0	0
*Oct. 20	Texas A&M	L, 14-36	3	2	14	2	1	1	0	0	1	0	0	0	0	0
*Oct. 27	at Texas	L, 25-28	3	3	18	2	0	2	1	0	0	0	0	0	0	0
*Nov. 3	at Kansas	L, 39-76	5	5	32	4	1	3	1	0	0	0	0	0	0	0
*Nov. 10	Kansas State	W, 73-31	6	6	38	5	2	3	1	0	0	0	0	0	0	0
Totals			45	40	249	32	13	19	8	0	2	0	1	2	0	

40 of 45 (88.9%)

OPPONENTS INSIDE NEBRASKA RED-ZONE

Date	Opponent	Score	Times In RZ	Times Scored	Pts	Total TDs	Rush TDs	Pass TDs	FGs Made	----- Failed to score inside RZ -----					Game	
											FGA	Downs	Int	Fumb	Half	Game
Sept. 1	Nevada	W, 52-10	1	1	3	0	0	0	1	0	0	0	0	0	0	0
Sept. 8	at Wake Forest	W, 20-17	4	3	17	2	2	0	1	0	0	0	1	0	0	0
Sept. 15	USC	L, 31-49	7	7	49	7	5	2	0	0	0	0	0	0	0	0
Sept. 22	Ball State	W, 41-40	3	3	17	2	1	1	1	0	0	0	0	0	0	0
*Sept. 29	Iowa State	W, 35-17	5	3	17	2	2	0	1	0	0	0	1	1	0	0
*Oct. 6	at Missouri	L, 6-41	6	6	34	4	2	2	2	0	0	0	0	0	0	0
*Oct. 13	Oklahoma State	L, 14-45	6	5	31	4	4	0	1	1	0	0	0	0	0	0
*Oct. 20	Texas A&M	L, 14-36	6	6	36	5	4	1	1	0	0	0	0	0	0	0
*Oct. 27	at Texas	L, 25-28	1	0	0	0	0	0	0	1	0	0	0	0	0	0
*Nov. 3	at Kansas	L, 39-76	10	10	69	10	5	5	0	0	0	0	0	0	0	0
*Nov. 10	Kansas State	W, 73-31	4	4	24	3	1	2	1	0	0	0	0	0	0	0
Totals			53	48	297	39	26	13	9	2	0	2	1	0	0	

48 of 53 (90.6%)

Miscellaneous Numbers

LONG SEASON PLAYS (20 OR MORE YARDS)

	Husker Long Plays				Opponent Long Plays			
	Rush	Pass	Return	Total	Rush	Pass	Return	Total
Nevada	5	4	3	12	0	1	3	4
at Wake Forest	1	3	4	8	2	1	3	6
USC	0	3	5	8	6	1	2	9
Ball State	2	7	4	13	3	9	1	13
Iowa State	1	4	4	9	2	3	0	5
at Missouri	0	0	5	5	1	6	1	8
Oklahoma State	1	3	7	11	4	6	0	10
Texas A&M	0	3	2	5	3	1	0	4
at Texas	1	5	2	8	5	3	1	9
at Kansas	1	6	2	9	1	6	6	13
Kansas State	3	12	2	17	1	3	2	6
at Colorado								
Totals	15	50	40	105	28	40	19	87

DRIVE SUPERLATIVES

	Nebraska	Opponent
Most Yards (Result)	94 vs. Nevada (touchdown)	97 Iowa State (touchdown)
Most Plays (Result)	15 vs. Oklahoma St. (turnover on downs)	17 Two times (last A&M, TD)
Most Time (Result)	6:42 vs. Nevada (end half)	7:09 A&M (Touchdown)

GAME-OPENING DRIVES

Opponent	[---- Nebraska ----]			[---- Opponent ----]		
	Pts.	1st Dwn	Yds	Pts.	1st Dwn	Yds
Nevada	0	0	1	0	1	23
at Wake Forest	0	0	4	0	1	14
USC	0	1	16	7	2	96
Ball State	7	3	63	0	2	33
Iowa State	0	1	70	0	4	51
at Missouri	0	0	0	7	5	80
Oklahoma State	0	0	(-1)	7	3	50
Texas A&M	0	1	20	7	3	72
at Texas	0	2	39	0	1	19
at Kansas	7	3	46	0	0	4
Kansas State	0	0	1	0	0	5
at Colorado						
Totals	14	11	259	21	22	447

SECOND HALF-OPENING DRIVES

Opponent	[---- Nebraska ----]			[---- Opponent ----]		
	Pts.	1st Dwn	Yds	Pts.	1st Dwn	Yds
Nevada	7	3	65	0	0	2
at Wake Forest	7	3	74	7	3	87
USC	0	1	21	7	2	33
Ball State	0	0	12	0	1	25
Iowa State	7	2	54	0	3	44
at Missouri	0	0	(-11)	7	3	64
Oklahoma State	0	4	63	0	1	24
Texas A&M	0	1	20	7	4	80
at Texas	7	2	80	0	1	21
at Kansas	7	5	78	7	3	44
Kansas State	7	4	80	0	1	28
at Colorado						
Totals	42	25	536	35	22	452

NEBRASKA LONG PLAYS

Yards	Opponent	Play	Result
94	Kansas State	KO return (Grixby)	Touchdown
93	Iowa State	Int return (Ruud)	Touchdown
73	Ball State	Pass (Hill from Keller)	Touchdown
62	Kansas	Pass (Lucky from Ganz)	Touchdown
60	Kansas	Pass (Purify from Ganz)	1st-10
60	Iowa State	Pass (Hardy from Keller)	1st-10
56	Texas	Pass (Hardy from Keller)	1st-G
51	Iowa State	KO return (Grixby)	1st-10
44	Oklahoma St.	Pass (Peterson from Keller)	1st-G
42	Nevada	KO return (Grixby)	1st-10
41	Iowa State	Rush (Lucky)	Touchdown
41	Iowa State	Int return (Grixby)	1st-G
39	Kansas State	Pass (Hardy from Ganz)	Touchdown
38	Ball State	Pass (Purify from Keller)	1st-10

36	Kansas State	Pass (Hardy from Ganz)	Touchdown
36	Iowa State	KO return (Grixby)	1st-10
35	Kansas State	Pass (Holt from Ganz)	1st-10
35	Kansas	Pass (Peterson from Ganz)	1st-10
35	Texas	Pass (Swift from Keller)	1st-10
35	Oklahoma St.	KO return (Grixby)	1st-10
35	Missouri	KO return (Grixby)	1st-10
34	Ball State	Int return (Ruud)	Touchdown
33	Texas	Rush (Lucky)	1st-10
32	Ball State	Pass (Hill from Keller)	1st-10
31	Kansas State	Pass (Peterson from Ganz)	1st-10
31	A&M	KO return (Jones)	1st-10
31	USC	KO return (Jones)	1st-10
31	Wake Forest	KO return (Grixby)	1st-10
31	Nevada	Rush (Lucky)	1st-10
30	Texas	KO return (Grixby)	1st-10
30	Texas	KO return (Grixby)	1st-10
30	Wake Forest	Pass (Nunn from Keller)	1st-10
29	Kansas State	Rush (Lucky)	1st-G
29	Kansas	KO return (Hardy)	1st-10
28	Kansas State	Pass (Swift from Ganz)	1st-10
28	Kansas State	Pass (Purify from Ganz)	1st-10
28	Kansas	KO return (Grixby)	1st-10
28	Ball State	Pass (Purify from Keller)	1st-10
28	Ball State	Rush (Lucky)	Touchdown
27	Oklahoma St.	KO return (Grixby)	1st-10
27	Ball State	Pass (Purify from Keller)	1st-10
26	Kansas State	Pass (Purify from Ganz)	1st-10
26	Kansas State	Pass (Lucky from Ganz)	Touchdown
26	Kansas	Pass (Swift from Ganz)	1st-10
26	A&M	Pass (Lucky from Keller)	1st-10
26	Oklahoma St.	KO return (Jones)	1st-10
26	Missouri	KO return (Jones)	1st-10
26	Ball State	KO return (Grixby)	1st-10
26	USC	KO return (Grixby)	1st-10
26	Wake Forest	Pass (Nunn from Keller)	1st-10
25	USC	KO return (Grixby)	1st-10
25	USC	KO return (Grixby)	1st-10
25	Wake Forest	Pass (Hill from Keller)	Touchdown
25	Nevada	Pass (McNeill from Keller)	1st-G
24	Kansas	Rush (Helu)	1st-10
24	Kansas	Pass (Peterson from Ganz)	1st-10
24	Texas	Pass (Swift from Keller)	Touchdown
24	Oklahoma St.	KO return (Grixby)	1st-10
24	Oklahoma St.	KO return (Grixby)	1st-10
24	Oklahoma St.	Pass (Purify from Keller)	1st-10
24	Ball State	Pass (Hill from Keller)	1st-10
24	Nevada	Pass (Hardy from Keller)	1st-10
24	Nevada	Pass (Nunn from Keller)	1st-10
24	Nevada	Punt return (Jones)	1st-10
24	Nevada	KO return (Grixby)	1st-10
23	Kansas State	Rush (Ganz)	1st-10
23	Kansas State	Pass (Peterson from Ganz)	Touchdown
23	Texas	Pass (Swift from Keller)	Touchdown
23	A&M	KO return (Jones)	1st-10
23	Oklahoma St.	KO return (Grixby)	1st-10
23	Oklahoma St.	Rush (Castille)	1st-10
23	Missouri	KO return (Grixby)	1st-10
23	Ball State	KO return (Jones)	1st-10
23	Wake Forest	KO return (Grixby)	1st-10
23	Wake Forest	KO return (Grixby)	1st-10
23	Nevada	Rush (Lucky)	1st-10
22	Wake Forest	Rush (Lucky)	Touchdown
22	Nevada	Rush (Lucky)	1st-10
22	Nevada	Rush (Lucky)	1st-10
21	Kansas State	Pass (Purify from Ganz)	1st-10
21	Kansas State	Rush (Castille)	1st-10
21	A&M	Pass (Swift from Keller)	1st-10
21	Oklahoma St.	Pass (Helu from Keller)	1st-10
21	Iowa State	Pass (Swift from Keller)	1st-10
21	Iowa State	Pass (Swift from Keller)	1st-10
21	USC	Pass (Peterson from Keller)	1st-10
21	USC	Pass (Swift from Keller)	1st-10
21	Wake Forest	KO return (Grixby)	1st-10
21	Nevada	Pass (Swift from Keller)	1st-10
20	Kansas State	KO return (Jones)	1st-10
20	Kansas State	Pass (Lucky from Ganz)	1st-10
20	Kansas State	Pass (Peterson from Ganz)	3rd-8
20	Kansas	Pass (Purify from Ganz)	1st-10
20	Texas	Pass (Nunn from Keller)	1st-10
20	Missouri	KO return (Grixby)	1st-10
20	Missouri	KO return (Grixby)	1st-10
20	A&M	Pass (Lucky from Keller)	1st-10
20	Oklahoma St.	KO return (Grixby)	1st-10
20	Iowa State	Pass (Hill from Lucky)	Touchdown
20	Ball State	Rush (Lucky)	1st-10
20	Ball State	KO return (Grixby)	1st-10
20	Ball State	Pass (Peterson from Keller)	4th-5
20	USC	Pass (Peterson from Keller)	Touchdown
20	Nevada	Rush (Glenn)	1st-10

Miscellaneous Numbers

OPPONENT LONG PLAYS

Yards	Opponent	Play	Result
86	Texas	Rush (Charles)	Touchdown
80	Nevada	INT return (Amaya)	Touchdown
66	Kansas State	Pass (Murphy from Freeman)	1st-G
61	Wake Forest	Pass (Marion from Hodges)	1st-G
58	Ball State	Pass (Love from Davis)	Touchdown
53	Kansas State	Rush (Johnson)	Touchdown
51	Ball State	Pass (Love from Davis)	1st-10
50	USC	Rush (Havili)	1st-10
49	Kansas	KO return (Herford)	1st-10
49	Kansas	KO return (Herford)	1st-10
48	Missouri	Pass (Alexander from Daniel)	Touchdown
43	Ball State	Rush (Lewis)	Touchdown
42	Kansas	Pass (Henry from Reesing)	1st-G
41	Oklahoma St.	Pass (Newton from Robinson)	Touchdown
40	Texas	Rush (Charles)	Touchdown
40	USC	Rush (Gable)	1st-G
38	Wake Forest	Rush (Moore)	1st-G
36	Kansas	Pass (McAnderson from Reesing)	1st-10
36	Texas	Pass (Cosby from McCoy)	1st-10
34	Wake Forest	Rush (Moore)	1st-10
33	Oklahoma St.	Rush (Hunter)	Touchdown
32	Kansas	KO return (Herford)	1st-10
32	USC	Rush (Johnson)	1st-10
31	Texas	Pass (Cosby from McCoy)	1st-10
31	A&M	Rush (Lane)	1st-G
31	USC	KO return (Smith)	1st-10
30	Kansas State	KO return (McKinney)	1st-10
30	Texas	Pass (Cosby from McCoy)	1st-10
30	Oklahoma St.	Rush (Savage)	Touchdown
30	Wake Forest	KO return (Marion)	1st-10
29	Kansas	KO return (Herford)	1st-10
29	Texas	KO return (Cosby)	1st-10
29	Oklahoma St.	Pass (Hunter from Robinson)	1st-10
29	Missouri	Rush (Daniel)	1st-10
29	Ball State	Rush (Davis)	1st-10
28	Iowa State	Pass (Blythe from Meyer)	1st-G
28	Nevada	KO return (Wellington)	1st-10
27	Kansas	KO return (Herford)	1st-10
27	A&M	Rush (Lane)	1st-G
27	Ball State	KO return (Love)	1st-10
26	Kansas	Pass (Sharp from Reesing)	1st-10
26	Oklahoma St.	Pass (Pettigrew from Robinson)	1st-10
26	Missouri	KO return (Maclin)	1st-10
26	Missouri	Pass (Maclin from Daniel)	1st-G
26	Missouri	Pass (Coffman from Daniel)	1st-10
26	Missouri	Pass (Rucker from Daniel)	1st-10
26	Ball State	Pass (Hill from Davis)	1st-10
26	Nevada	KO return (Wellington)	1st-10
25	Kansas	Pass (Fields from Reesing)	1st-10
25	Kansas	Int return (Thornton)	1st-10
25	Texas	Rush (Charles)	1st-10
25	Texas	Rush (Charles)	Touchdown
25	Iowa State	Pass (Blythe from Meyer)	1st-10
25	USC	Rush (Johnson)	1st-10
25	Wake Forest	KO return (Marion)	1st-10
24	Texas	Rush (Charles)	1st-10
24	Oklahoma St.	Pass (Bowman from Robinson)	1st-10
24	Iowa State	Pass (Sumrall from Meyer)	1st-10
24	Iowa State	Rush (Scales)	1st-10
24	Ball State	Pass (Everett from Davis)	1st-10
24	Ball State	Pass (Hill from Davis)	1st-10
24	USC	Int return (Moore)	1st-G
23	Kansas State	KO return (McKinney)	1st-10
23	Kansas	Rush (Henry)	1st-10
23	Ball State	Rush (Lewis)	1st-10
22	A&M	Rush (Lane)	1st-10
22	Oklahoma St.	Rush (Savage)	1st-G
22	Ball State	Pass (Love from Davis)	1st-10
21	Kansas State	Pass (Nelson from Freeman)	1st-10
21	Kansas State	Pass (Nelson from Freeman)	Touchdown
21	A&M	Pass (Brown from MdGee)	1st-10
21	Oklahoma St.	Pass (Bowman from Robinson)	1st-G
21	Iowa State	Rush (Scales)	1st-10
21	Ball State	Pass (Grant from Davis)	Touchdown
21	Ball State	Pass (Love from Davis)	1st-10
21	USC	Pass (Ausberry from Booty)	1st-10
21	Wake Forest	KO return (Marion)	1st-10
21	Nevada	Pass (McCoy from Graziano)	1st-10
20	Kansas	Pass (Henry from Reesing)	1st-10
20	Kansas	Pass (Henry from Reesing)	1st-10
20	Oklahoma St.	Rush (Savage)	1st-G
20	Oklahoma St.	Pass (Pettigrew from Robinson)	1st-10
20	Missouri	Pass (Franklin from Daniel)	1st-10
20	Missouri	Pass (Temple from Daniel)	1st-10
20	Ball State	Pass (Hill from Davis)	Touchdown
20	USC	Rush (Johnson)	1st-10
20	USC	Rush (Johnson)	1st-10

NEBRASKA POINTS OFF TURNOVERS

Game	TOs Gained	TDs	FG-FGA	Pts.	(NU Fumbles/Lost, INT)
Nevada	1 (1/0 F/L, 1 Int)	1	0-0	7	(0/0 F/L, 1 Int)
at Wake Forest	2 (0/0 F/L, 2 Int)	0	1-1	3	(2/1 F/L, 2 Int)
USC	1 (5/1 F/L, 0 Int)	1	0-0	7	(0/0 F/L, 2 Int)
Ball State	2 (2/1 F/L, 1 Int)	1	0-0	7	(2/2 F/L, 1 Int)
Iowa State	4 (3/1 F/L, 3 Int)	2	0-0	14	(2/2 F/L, 1 Int)
at Missouri	0 (0/0 F/L, 0 Int)	0	0-0	0	(1/0 F/L, 1 Int)
Oklahoma State	0 (0/0 F/L, 0 Int)	0	0-0	0	(3/1 F/L, 2 Int)
Texas A&M	0 (0/0 F/L, 0 Int)	0	0-0	0	(3/3 F/L, 0 Int)
at Texas	1 (0/0 F/L, 1 Int)	0	0-0	0	(1/1 F/L, 0 Int)
at Kansas	0 (0/0 F/L, 0 Int)	0	0-0	0	(1/1 F/L, 4 Int)
Kansas State	0 (3/0 F/L, 0 Int)	0	0-0	0	(1/0 F/L, 0 Int)
at Colorado					
Totals	11 (14/3 F/L, 8 Int)	5	1-1	38	(15/10 F/L, 10 Int)
Opponents	25 (16/10 F/L, 15 Int)	16	2-2	108	(14/3 F/L, 8 Int)

STARTING FIELD POSITION

	NU Avg. Start	Opp. Avg. Start	NU Advantage
Nevada	32.7 (458/14)	25.7 (308/12)	+7.0
at Wake Forest	29.6 (415/14)	31.4 (439/14)	-1.8
USC	27.0 (378/14)	38.4 (499/13)	-11.4
Ball State	26.7 (347/13)	23.9 (335/14)	+2.8
Iowa State	39.3 (472/12)	26.1 (339/13)	+13.2
at Missouri	26.9 (269/10)	21.1 (211/10)	+5.8
Oklahoma State	27.5 (303/11)	31.6 (379/12)	-4.1
Texas A&M	27.3 (327/12)	30.5 (366/12)	-3.2
at Texas	24.9 (324/13)	27.4 (384/14)	-2.5
at Kansas	27.9 (390/14)	40.7 (611/15)	-12.8
Kansas State	29.8 (358/12)	23.6 (307/13)	+6.2
at Colorado			
Totals	29.1 (4041/139)	30.2 (4288/142)	-1.1

PENALTY NUMBERS

	NU Pen.-Yds.	Opp. Pen.-Yds.
Nevada	8-65 (8.1)	12-86 (7.2)
at Wake Forest	5-26 (5.2)	6-51 (8.5)
USC	6-45 (7.5)	10-102 (10.2)
Ball State	5-50 (10.0)	4-34 (8.5)
Iowa State	4-50 (12.5)	1-5 (5.0)
at Missouri	10-57 (5.7)	9-79 (8.8)
Oklahoma State	6-57 (9.5)	7-62 (8.9)
Texas A&M	4-30 (7.5)	5-38 (7.6)
at Texas	9-59 (6.6)	3-25 (8.3)
at Kansas	4-22 (5.3)	2-10 (5.0)
Kansas State	6-71 (11.8)	7-40 (5.7)
at Colorado		
Totals (Avg/Penalty)	67-532 (7.9)	66-532 (7.9)
Avg/G	6.1-48.4	6.0-48.4

Miscellaneous Numbers

SCORING DRIVES

Game	Scoring Drives	[---Time---]		[--Plays--]		5 or less	1-Play
		Total	Avg.	Total	Avg.		
Nevada	8	25:36	3:12	64	8.0	1	0
at Wake Forest	4	10:23	2:35	36	9.0	0	0
USC	5	14:23	2:52	41	8.1	0	0
Ball State	5	16:40	3:20	37	7.4	1	0
Iowa State	4	6:58	1:45	24	6.0	2	0
at Missouri	2	7:32	3:46	24	12.0	0	0
Oklahoma State	2	8:11	4:05	20	10.0	0	0
Texas A&M	2	6:52	3:26	17	8.5	0	0
at Texas	4	11:05	2:31	33	8.3	1	0
at Kansas	6	17:52	2:58	48	8.0	2	0
Kansas State	11	31:24	2:51	75	6.8	3	1
at Colorado							
Totals	53	2:36:56	2:57	421	7.9	10	1
Opponents	63	2:53:31	2:45	488	7.7	21	0

NEBRASKA SCORING DRIVES

Opponent	[-----Drive-----]				Drive		
	Plays	Yds	Time	Score	Qtr./Time	Start	Play
Nevada	12	94	6:22	TD	1st/4:16	10:38	Lucky 16 pass from Keller
Nevada	9	39	4:03	TD	2nd/6:40	10:43	Lucky 1 run
Nevada	9	54	3:08	TD	2nd/2:22	5:30	Castille 1 run
Nevada	7	65	3:01	TD	3rd/11:30	14:31	Lucky 17 run
Nevada	5	54	1:35	TD	3rd/8:59	10:34	Lucky 3 run
Nevada	7	28	2:46	FG	3rd/4:45	7:31	Kunalic 46 FG
Nevada	6	87	1:16	TD	3rd/0:50	2:06	Castille 2 run
Nevada	9	84	3:25	TD	4th/8:31	11:56	Culbert 17 run
Wake Forest	8	32	2:53	FG	1st/8:49	11:42	Henery 22 FG
Wake Forest	9	62	3:05	FG	2nd/7:41	10:46	Henery 22 FG
Wake Forest	11	80	1:46	TD	2nd/0:16	2:02	Hill 25 pass from Keller
Wake Forest	8	74	2:39	TD	3rd/8:13	10:52	Lucky 22 run
USC	10	52	4:19	TD	1st/1:03	5:22	Glenn 1 run
USC	10	56	4:40	FG	2nd/9:04	13:44	Henery 37 FG
USC	6	34	1:44	TD	4th/12:09	13:53	Glenn 1 run
USC	7	77	2:04	TD	4th/4:32	6:36	Peterson 20 pass from Keller
USC	8	91	1:36	TD	4th/0:51	2:27	Peterson 18 pass from Keller
Ball State	9	63	4:43	TD	1st/10:17	15:00	Lucky 28 run
Ball State	9	73	4:10	TD	2nd/0:26	4:36	Castill 1 run
Ball State	3	81	1:22	TD	3rd/6:39	8:01	Hill 73 pass from Keller
Ball State	7	71	2:40	TD	3rd/2:09	4:49	Swift 18 pass from Keller
** Ball State	0	0	0:00	TD	4th/9:21	9:21	Ruud 34 int return
Ball State	9	82	3:45	TD	4th/3:13	6:58	Purify 11 pass from Keller
Iowa State	7	47	3:03	TD	2nd/4:34	7:37	Hill 20 pass from Lucky
Iowa State	10	82	1:35	TD	2nd/1:08	2:43	Lawson 6 pass from Keller
Iowa State	4	54	0:55	TD	3rd/14:01	14:56	Lucky 41 run
**Iowa State	0	0	0:00	TD	3rd/2:13	2:13	Ruud 93 int return
Iowa State	3	3	1:25	TD	4th/2:25	2:50	Lawson 4 pass from Keller
Missouri	10	53	4:00	FG	1st/0:49	4:49	Henery 26 FG
Missouri	14	54	3:32	FG	2nd/1:51	5:23	Henery 39 FG
Oklahoma State	9	80	3:34	TD	4th/14:55	3:29	Phillips 13 pass from Keller
Oklahoma State	11	71	4:37	TD	4th/0:36	5:16	Lawson 1 pass from Keller
Texas A&M	8	80	2:45	TD	1st/6:32	9:17	Castille 3 run
Texas A&M	9	79	4:07	TD	2nd/2:26	6:33	Purify 10 pass from Keller
Texas	11	50	4:24	FG	2nd/13:41	3:05	Henery 31 FG
Texas	8	80	2:34	TD	2nd/0:36	3:10	Swift 24 pass from Keller
Texas	5	80	2:28	TD	3rd/12:32	15:00	Swift 23 pass from Keller
Texas	9	60	1:39	TD	4th/1:55	3:34	Purify 4 pass from Ganz
Kansas	10	46	4:24	TD	1st/9:04	13:28	Ganz 3 run
Kansas	3	70	1:34	TD	1st/4:58	6:32	Lucky 62 pass from Ganz
Kansas	4	80	0:50	TD	2nd/9:44	10:34	Purify 19 pass from Ganz
Kansas	8	70	1:04	FG	2nd/0:12	1:16	Henery 27 FG
Kansas	9	78	3:14	TD	3rd/14:53	11:39	Purify 14 pass from Ganz
Kansas	14	80	6:46	TD	4th/4:26	11:12	Purify 8 pass from Ganz
**Kansas State	0	0	0:00	TD	1st/8:42	8:42	Grixby 94 KO return
Kansas State	8	76	3:54	TD	1st/0:32	4:26	Lucky 26 pass from Ganz
Kansas State	1	36	0:06	TD	2nd/13:09	13:15	Hardy 36 pass from Ganz
Kansas State	10	80	5:24	TD	2nd/6:39	12:03	Henery 27 FG
Kansas State	8	73	3:41	TD	2nd/2:05	5:46	Lucky 5 run
Kansas State	3	54	0:14	TD	2nd/0:08	0:22	Peterson 23 pass from Ganz
Kansas State	10	80	3:00	TD	3rd/12:00	15:00	Hardy 8 pass from Ganz
Kansas State	8	91	3:38	TD	3rd/6:16	9:54	Hardy 39 pass from Ganz
Kansas State	12	74	3:25	TD	4th/14:17	2:42	Nunn 7 pass from Ganz
Kansas State	4	62	1:09	TD	4th/10:58	12:07	Peterson 11 pass from Ganz
Kansas State	11	74	5:53	TD	4th/4:04	9:57	Lucky 3 run

**Non-offensive scoring drives not included in scoring drive superlatives totals on top chart

OPPONENT SCORING DRIVES

Opponent	[-----Drive-----]			Drive			
	Plays	Yds	Time	Score	Qtr./Time	Start	Play
Nevada	10	37	3:09	FG	2nd/13:58	2:07	Jaekle 36 FG
Wake Forest	12	30	5:35	FG	2nd/10:46	1:21	Swank 25 FG
Wake Forest	7	76	2:28	TD	2nd/5:13	7:41	Hodges 1 run
Wake Forest	9	87	4:08	TD	3rd/10:52	15:00	Moore 5 run
USC	4	96	1:38	TD	1st/10:49	12:27	Havili 5 pass from Booty
USC	5	45	2:01	TD	2nd/6:50	8:51	Havili 2 run
USC	9	73	3:52	TD	2nd/1:19	5:11	Johnson 7 run
USC	5	33	1:54	TD	3rd/11:29	13:23	McCoy 2 pass from Booty
USC	3	1	1:26	TD	3rd/9:14	10:40	Washington 1 run
USC	8	62	3:04	TD	3rd/5:03	8:07	Washington 1 run
USC	12	90	5:16	TD	4th/6:45	12:01	Bradford 6 run
Ball State	10	80	2:58	TD	2nd/9:46	12:44	Hill 20 pass from Davis
Ball State	13	48	3:40	FG	2nd/4:41	8:21	Hogue 45 FG
Ball State	3	39	0:59	TD	3rd/11:31	12:30	Davis 14 run
Ball State	5	80	1:44	TD	3rd/4:55	6:39	Lewis 43 run
Ball State	4	80	1:15	TD	3rd/0:54	2:09	Love 58 pass from Davis
Ball State	5	96	1:29	TD	4th/12:50	14:19	Grant 21 pass from Davis
Ball State	7	65	2:10	FG	4th/7:05	9:15	Hogue 22 FG
Iowa State	12	52	5:36	FG	1st/2:50	8:26	Culbertson 30 FG
Iowa State	6	48	2:32	TD	2nd/7:47	10:19	Scales 3 run
Iowa State	17	97	4:07	TD	4th/6:57	11:04	Scales 6 run
Missouri	12	80	4:45	TD	1st/10:15	15:00	Daniel 1 run
Missouri	11	79	3:04	TD	1st/4:57	8:01	Coffman 6 pass from Daniel
Missouri	12	75	4:32	FG	2nd/5:28	10:00	Wolfert 23 FG
Missouri	10	55	1:35	FG	2nd/0:09	1:44	Wolfert 33 FG
Missouri	6	64	2:03	TD	3rd/11:08	13:11	Daniel 3 run
Missouri	6	79	1:32	TD	3rd/6:51	8:23	Alexander 48 pass from Daniel
Missouri	12	67	4:50	TD	4th/12:52	2:42	Rucker 10 pass from Saunders
Oklahoma State	8	50	2:17	TD	1st/11:34	13:51	Crosslin 1 run
Oklahoma State	9	63	3:15	FG	1st/6:08	9:23	Ricks 21 FG
Oklahoma State	3	55	0:26	TD	1st/4:06	4:32	Newton 41 pass from Robinson
Oklahoma State	6	90	1:52	TD	2nd/10:39	12:31	Hunter 33 run
Oklahoma State	8	40	3:20	TD	2nd/5:51	9:11	Crosslin 1 run
Oklahoma State	7	58	2:36	TD	2nd/1:54	4:30	Robinson 3 run
Oklahoma State	7	51	3:35	TD	4th/5:25	9:00	Savage 30 run
Texas A&M	9	72	3:20	TD	1st/9:17	12:37	Taylor 2 pass from McGee
Texas A&M	17	59	4:57	FG	1st/1:35	6:32	Szymanski 39 FG
Texas A&M	2	28	0:12	TD	2nd/10:38	10:50	Lane 1 run
Texas A&M	9	80	3:55	TD	3rd/11:05	15:00	Lane 2 run
Texas A&M	11	80	4:36	TD	3rd/4:29	9:05	Lane 4 run
Texas A&M	14	76	7:09	TD	4th/4:32	11:41	Lane 1 run
Texas	8	60	2:04	FG	1st/3:05	5:09	Bailey 38 FG
Texas	11	36	3:31	FG	3rd/3:56	7:27	Bailey 47 FG
Texas	5	33	2:01	FG	3rd/0:02	2:03	Bailey 49 FG
Texas	4	74	0:50	TD	4th/12:23	13:13	Charles 25 run
Texas	3	98	1:19	TD	4th/7:33	8:52	Charles 86 run
Texas	6	57	2:35	TD	4th/3:34	6:09	Charles 40 run
Kansas	7	68	2:19	TD	1st/6:38	8:57	Meier 13 pass from Reesing
Kansas	6	50	1:31	TD	1st/3:16	4:47	McAnderson 2 run
Kansas	5	62	1:41	TD	1st/1:00	2:41	Sharp 26 pass from Reesing
Kansas	10	70	4:26	TD	2nd/10:34	15:00	McAnderson 9 run
Kansas	4	61	1:07	TD	2nd/8:30	9:37	Henry 5 pass from Reesing
Kansas	13	62	4:00	TD	2nd/2:43	6:43	McAnderson 1 run
Kansas	3	19	0:55	TD	2nd/1:16	2:11	Briscoe 13 pass from Reesing
Kansas	8	44	3:14	TD	3rd/8:17	11:31	Briscoe 14 pass from Reesing
Kansas	5	23	1:35	TD	3rd/5:45	7:20	Briscoe 7 pass from Reesing
Kansas	4	30	1:11	TD	3rd/3:34	4:45	Sharp 11 run
Kansas	5	37	1:38	TD	4th/11:12	12:50	McAnderson 6 run
Kansas State	10	72	3:31	TD	1st/8:55	12:26	Nelson 21 pass from Freeman
Kansas State	10	62	4:02	FG	1st/4:34	8:36	Rossman 31 FG
Kansas State	9	80	3:28	TD	3rd/2:48	6:16	Freeman 4 run
Kansas State	4	80	0:56	TD	4th/10:02	10:58	Alstatt 1 pass from Freeman
Kansas State	5	80	1:45	TD	4th/2:19	4:04	Johnson 53 run

Individual Career/Season Superlatives

SEASON AND CAREER, MOST PASSING YARDS

Player	2007	Career
Beau Davis	none	12 vs. Texas Tech, 2004
Joe Ganz	510 vs. Kansas St. (school record)	same
Sam Keller	438 vs. Ball State	same

* indicates touchdown pass

SEASON AND CAREER, MOST RECEIVING YARDS

Player	2007	Career
Chris Brooks	4 vs. Nevada	same
Quentin Castille	15 vs. Ball State	same
Dan Erickson	25 vs. Kansas State	57 vs. Colorado, 2006
Frantz Hardy	83 vs. Kansas State	159 vs. Kansas, 2006
Roy Helu	21 vs. Oklahoma State	same
Menelik Holt	35 vs. Kansas State	same
Sean Hill	129 vs. Ball State	same
Thomas Lawson	10 vs. Iowa State	same
Marlon Lucky	125 vs. Texas A&M	same
Mike McNeill	25 vs. Nevada	same
Josh Mueller	None	18 vs. Kansas State, 2005
Terrence Nunn	83 at Wake Forest	102 vs. Troy, 2006
Niles Paul	6 vs. Nevada	same
Todd Peterson	85 vs. Kansas State	same
J.B. Phillips	13 vs. Oklahoma State	28 vs. Kansas State, 2005
Maurice Purify	158 at Kansas	same
Andy Sand	16 at Texas	same
Matt Senske	None	13 vs. Troy, 2006
Nate Swift	112 at Texas	135 at Missouri, 2005
Hunter Teafatiller	21 at Wake Forest	29 vs. Louisiana Tech, 2006
Dreu Young	14 vs. Nevada	same

*Indicates touchdown scored

SEASON AND CAREER, MOST RUSHING YARDS

Player	2007	Career
Quentin Castille	102 vs. Oklahoma State	same
Major Culbert	35 vs. Nevada	same
Beau Davis	none	-6 vs. Texas Tech, 2004
Joe Ganz	18 vs. Kansas State	same
Cody Glenn	29 vs. Nevada	148 at Iowa State, 2006
Tierre Green	None	112 vs. Western Illinois, 2004
Frantz Hardy	19 vs. Texas A&M	same
Roy Helu	56 at Kansas	same
Sam Keller	7 vs. Iowa State	same
Marlon Lucky	233 vs. Nevada	same
Terrence Nunn	4 at Missouri	21 vs. W. Illinois, 2004; Missouri, 2006
Maurice Purify	7 vs. Kansas State	same

*Indicates touchdown scored

SEASON AND CAREER, LONGEST PASS

2007	Career
none	12 vs. Texas Tech, 2004
62* at Kansas (Lucky)	same
73 vs. Ball State (Hill)	same

SEASON AND CAREER, LONGEST CATCH

2007	Career
4 vs. Nevada (Keller)	same
15 vs. Ball State (Keller)	same
19 vs. Nevada (Ganz)	57 vs. Colorado (Taylor), 2006
60 vs. Iowa State (Keller)	78* vs. Kansas (Taylor), 2006
21 vs. Oklahoma State (Keller)	same
35 vs. Kansas State	same
73* vs. Ball State (Keller)	same
6* vs. Iowa State (Keller)	same
62* at Kansas (Ganz)	same
25 vs. Nevada (Keller)	same
None	18 vs. Kansas State (Taylor), 2005
30 at Wake Forest (Keller)	75* vs. Kansas (Taylor), 2006
6 vs. Nevada (Keller)	same
44 vs. Oklahoma State (Keller)	48 vs. Oklahoma (Taylor), 2006
13 vs. Oklahoma State	22 vs. Kansas State (Taylor), 2005
60 at Kansas (Ganz)	63* vs. Texas (Taylor), 2006
15 vs. Nevada (Keller)	same
None	12 vs. Troy, 2006
35 at Texas (Keller)	49 vs. Troy (Taylor)
11 at Wake Forest (Keller)	29* vs. Louisiana Tech (Ganz), 2006
14 vs. Nevada (Keller)	same

SEASON AND CAREER, LONGEST RUN

2007	Career
23 vs. Oklahoma State	same
17 vs. Nevada	same
none	-6 vs. Texas Tech, 2004
23 vs. Kansas State	same
20 vs. Nevada	36 at Iowa State, 2006
None	*34 vs. Western Illinois, 2004
19 vs. Texas A&M	same
24 at Kansas	same
5 at Wake Forest	same
41* vs. Iowa State	51* vs. Troy, 2006
4 at Missouri	21 vs. W. Illinois, 2004; Missouri, 2006
7 vs. Kansas State	same

Nebraska Statistical Highs and Lows

NEBRASKA TOTALS	HIGHS	LOWS
Points Scored	73 (vs. Kansas State)	6 (at Missouri)
First Downs	35 (vs. Nevada, vs. Kansas State)	17 (vs. Iowa State, vs. Oklahoma State)
Rushing Attempts	70 (vs. Nevada)	23 (at Kansas)
Rushing Yards	413 (vs. Nevada)	31 (vs. USC)
Passes Attempted	54 (vs. USC)	18 (vs. Oklahoma State)
Passes Completed	36 (vs. USC -- TIES SCHOOL RECORD)	10 (vs. Oklahoma State)
Had Intercepted	4 (at Kansas)	0 (vs. Texas A&M, at Texas, vs. Kansas State)
Passing Yards	519 (vs. Kansas State -- SCHOOL RECORD)	129 (vs. Oklahoma State)
Total Plays	96 (vs. Nevada)	59 (vs. Iowa State)
Total Yards	702 (vs. Kansas State)	297 (at Missouri)
Possession Time	40:38 (vs. Nevada)	20:48 (vs. Iowa State)
Fumbles	3 (vs. Oklahoma State, vs. Texas A&M)	0 (vs. Nevada, vs. USC)
Fumbles Lost	3 (vs. Texas A&M)	0 (vs. Nevada, vs. USC, at Missouri, vs. Kansas State)
Turnovers	5 (at Kansas)	0 (vs. Kansas State)
Turnover Margin	+ 1 (vs. Iowa State)	-5 (at Kansas)
Penalties	10 (at Missouri)	4 (vs. Iowa State, vs. Texas A&M, at Kansas)
Yards Penalized	65 (vs. Nevada)	22 (at Kansas)
Sacks By-Yards Lost	4-40 (vs. Kansas State)	0-0 (vs. USC), 0-0 (at Missouri), 0-0 (vs. Oklahoma State)
Tackles for Loss-Yards	9-44 (vs. Iowa State); 9-70 (vs. Kansas State)	3-3 (at Missouri)
OPPONENT TOTALS	HIGHS	LOWS
Points Scored	76 (Kansas -- SCHOOL RECORD)	10 (Nevada)
First Downs	34 (Kansas)	9 (Nevada)
Rushing Attempts	66 (Texas A&M)	24 (Nevada)
Rushing Yards	359 (Texas A&M)	77 (Nevada)
Passes Attempted	51 (Iowa State)	20 (Oklahoma State)
Passes Completed	34 (Missouri)	9 (Nevada)
Had Intercepted	3 (Iowa State)	0 (USC, Missouri, Oklahoma State, Texas A&M, Kansas, Kansas State)
Passing Yards	422 (Ball State)	100 (Texas A&M)
Total Plays	102 (Iowa State)	51 (Nevada)
Total Yards	610 (Ball State)	185 (Nevada)
Possession Time	39:12 (Iowa State)	19:22 (Nevada)
Fumbles	5 (USC)	0 (Wake Forest, Missouri, Oklahoma State, Texas, Kansas)
Fumbles Lost	1 (USC, Ball State, Iowa State)	0 (Nevada, Wake Forest, Missouri, Oklahoma State, Texas A&M, Kansas, Kansas State)
Turnovers	4 (Iowa State)	0 (Missouri, Texas A&M, Kansas, Kansas State)
Turnover Margin	+5 (Kansas)	- 1 (Iowa State)
Penalties	12 (Nevada)	1 (Iowa State)
Yards Penalized	102 (USC)	5 (Iowa State)
Sacks By-Yards Lost	3-14 (Ball State); 3-15 (Kansas State)	0-0 (Nevada, Wake Forest)
Tackles for Loss-Yards Lost	9-21 (Ball State)	1-2 (Wake Forest)
NEBRASKA INDIVIDUAL HIGHS		
Most Rushing Attempts	30; Marlon Lucky vs. Nevada (233 yards)	
Most Net Rushing Yards	233; Marlon Lucky vs. Nevada (30 attempts)	
Most Rushing TDs	3; Marlon Lucky vs. Nevada	
Longest TD Run	41; Marlon Lucky vs. Iowa State	
Longest Run, No TD	33; Marlon Lucky at Texas	
Most Pass Attempts	54; Sam Keller vs. USC (36 completions)	
Most Completed Passes	36; Sam Keller vs. USC --- TIES SCHOOL RECORD (54 attempts)	
Most Passing Yards	510; Joe Ganz vs. Kansas State --- SCHOOL RECORD	
Longest TD Pass	73; Sam Keller to Sean Hill vs. Ball State	
Longest Pass, No TD	60; Sam Keller to Frantz Hardy vs. Iowa State; Joe Ganz to Maurice Purify at Kansas	
Most Pass Receptions	13; Marlon Lucky vs. Texas A&M (125 yards) --- SCHOOL POSITION RECORD	
Most Receiving Yards	158; Maurice Purify at Kansas (7 receptions)	
Most TD Receptions	3; Maurice Purify at Kansas (7 receptions); Frantz Hardy vs. Kansas State (3 receptions) --- TIES SCHOOL RECORD	
Most Total Offense Attempts	56; Sam Keller vs. USC (54 pass, 2 rush)	
Most Total Offense Yards	528; Joe Ganz vs. Kansas State (46 attempts) --- SCHOOL RECORD	
Most All Purpose Attempts	33; Marlon Lucky vs. Nevada (30 run, 3 rec.)	
Most All Purpose Yards	266; Marlon Lucky vs. Nevada (233 rush, 33 rec.)	
Most Touchdowns Scored	4; Marlon Lucky vs. Nevada (3 rushing, 1 receiving)	
Most Field Goals Attempted	2; Alex Henery at Wake Forest (2 made); Alex Henery at Missouri (2 made)	
Most Field Goals Made	2; Alex Henery at Wake Forest (22 yards, 22 yards); Alex Henery at Missouri (26 yards, 39 yards)	
Longest Field Goal Made	46; Adi Kunalic vs. Nevada	
Longest Field Goal Attempted	46; Adi Kunalic vs. Nevada (made)	
Most Interceptions	2; Cortney Grixby vs. Iowa State	
Longest Interception TD Return	93; Bo Ruud vs. Iowa State (SCHOOL POSITION RECORD)	
Longest Interception Return, No TD	41; Cortney Grixby vs. Iowa State	
Longest Fumble TD Return	N/A	
Longest Fumble Return, No TD	11; Corey McKeon vs. USC	
Longest Punt Return, TD	N/A	
Longest Punt Return, No TD	43; Andre Jones vs. Kansas State	
Most Punt Return Yardage	24; Andre Jones vs. Nevada (1 return)	
Longest Kickoff Return, TD	94; Cortney Grixby vs. Kansas State	
Longest Kickoff Return, No TD	51; Cortney Grixby vs. Iowa State	
Most Kickoff Return Yardage	161; Cortney Grixby vs. Oklahoma State (7 returns)	
Most Punts	8; Dan Titchener at Texas (42.6 ypp)	
Highest Punting Average	45.0; Dan Titchener at Wake Forest (5 punts, 225 yards)	
Longest Punt	52; Dan Titchener at Texas	

Nebraska Statistical Highs and Lows

NEBRASKA INDIVIDUAL HIGHS....(CONTINUED)

Most Total Tackles	14; Bo Ruud vs. Iowa State, Corey McKeon vs. Texas A&M
Most Solo Tackles	9; Lance Brandenburg vs. Texas A&M
Most Tackles for Loss.....	3; Barry Turner vs. Iowa State; Steve Octavien vs Kansas State
Most Yards Lost.....	20; Steve Octavien vs. Kansas State (3 TFL)
Most Quarterback Sacks	1.5; Barry Turner vs. Iowa State (9 yards); Steve Octavien vs. Kansas State (5 yards)
Most Yards Lost.....	9; Barry Turner vs. Iowa State (1.5 sacks); Anthony West vs. Texas A&M (1.0 sacks)
Most Pass Breakups.....	2; Cortney Grixby at Wake Forest; Tierre Green vs. Iowa State; Larry Asante at Texas
Most Blocked Field Goals.....	N/A
Most Blocked Punts.....	N/A
Most Blocked PAT.....	1; Ndamukong Suh, vs. Texas A&M

OPPONENT INDIVIDUAL HIGHS

Most Yards Rushing	296; Jamaal Charles, Texas (33 attempts) --- SCHOOL OPPONENT RECORD
Most Rushing Attempts	35; Stephen McGee, Texas A&M (167 yards)
Most Yards Passing.....	422; Nate Davis, Ball State (43 attempts)
Most Passing Attempts.....	51; Bret Meyer, Iowa State (26 completions)
Most Pass Completions.....	33; Chase Daniel, Missouri (47 attempts)
Most Pass Receptions.....	10; Dante Love, Ball State (214 yards)
Most Yards Receiving.....	214; Dante Love, Ball State (10 receptions)

OPPONENT INDIVIDUAL LONGEST PLAYS

Rush	86; Jamaal Charles, Texas
Pass.....	66; Josh Freeman to Deon Murphy, Kansas State
Field Goal.....	49; Ryan Bailey, Texas
Punt Return	12; B.J. Hill, Ball State
Kickoff Return.....	49; Marcus Herford (twice)
Fumble Return.....	N/A
Interception Return.....	80; Jonathon Amaya, Nevada
Punt.....	62; Mike Brandtner, Iowa State

Nebraska Starting Lineups

Husker Offensive Starters Game-by-Game

Opponent	WRZ	WRX	HB	LT	LG	C	RG	RT	QB	IB	FB	PK
Nevada	Erickson	Mueller^	Phillips	Nicks	Christensen	Byford	Huff	Murtha	Keller	Lucky	Sand	Henery
at Wake Forest	Swift	Nunn	Phillips	Nicks	Christensen	Byford	Huff	Murtha	Keller	Lucky	Sand	Henery
USC	Swift	Nunn	Phillips	Nicks	Christensen	Byford	Slauson	Murtha	Keller	Lucky	Peterson&	Henery
Ball State	Swift	Nunn	Phillips	Nicks	Hickman	Byford	Slauson	Murtha	Keller	Lucky	Hill^	Henery
Iowa State	Swift	Hardy	Phillips	Nicks	Hickman	Byford	Slauson	Murtha	Keller	Lucky	Lawson	Henery
at Missouri	Swift	Nunn	Phillips	Nicks	Hickman	Byford	Slauson	Murtha	Keller	Lucky	Hill^	Henery
Oklahoma State	Swift	Nunn	Hill	Nicks	Hickman	Byford	Huff	Murtha	Keller	Lucky	Peterson&	Henery
Texas A&M	Swift	Nunn	Purify&	Nicks	Hickman	Byford	Huff	Murtha	Keller	Lucky	Lawson	Henery
at Texas	Hill^	Nunn	Phillips	Nicks	Hickman	Byford	Slauson	Burkes	Keller	Lucky	Sand	Henery
at Kansas	Purify	Nunn	Phillips	Nicks	Hickman	Byford	Slauson	Burkes	Ganz	Lucky	Hill^	Henery
Kansas State	Purify	Nunn	Phillips	Slauson	Hickman	Byford	Huff	Burkes	Ganz	Lucky	Hill^	Henery
at Colorado												

^ - NU opened in two tight end formation & - NU opened in three receiver formation

Husker Defensive Starters Game-by-Game

Opponent	Open End	NT	DT	Base End	SAM	MLB	WILL	L CB	FS	SS	R CB	P
Nevada	Turner	Suh	Steinkuhler	Potter	Ruud	McKeon	Octavien	Murillo	Green	Asante	Grixby	Titchener
at Wake Forest	Turner	Suh	Dixon	Potter	Ruud	McKeon	Octavien	Murillo	Green	Asante	Grixby	Titchener
USC	Turner	Suh	Dixon	Potter	Ruud	McKeon	Octavien	Murillo	Green	Asante	Bowman	Titchener
Ball State	Turner	Suh	Dixon	Steinkuhler	Ruud	McKeon	Octavien	Murillo	Green	Asante	Grixby	Titchener
Iowa State	Turner	Suh	Steinkuhler	Potter	Ruud	McKeon	Octavien	Murillo	Green	Asante	Bowman	Titchener
at Missouri	Turner	Suh	Grixby#	Potter	Ruud	Dillard	Brandenburgh	Murillo	Green	Asante	Bowman	Titchener
Oklahoma State	Poulosky	Barfield	Potter	Potter	Ruud	Dillard	Brandenburgh	Murillo	Green	Wilson	Grixby	Titchener
Texas A&M	Turner	Suh	Steinkuhler	Potter	Ruud	McKeon	Brandenburgh	Murillo	Green	Asante	Grixby	Titchener
at Texas	Turner	Suh	Steinkuhler	Potter	Octavien	McKeon	Brandenburgh	Murillo	Green	Asante	Grixby	Titchener
at Kansas	Turner	Suh	Steinkuhler	Potter	Octavien	McKeon	Bowman#	Murillo	Green	Asante	Grixby	Titchener
Kansas State	Turner	Suh	Steinkuhler	Potter	Octavien	McKeon	Blue#	Murillo	Green	Eisenhart	Grixby	Titchener
at Colorado												

- NU opened with five defensive backs

Overall Participation

PLAYER (GAMES):


Pierre Allen (10), Prince Amukamara (7), Larry Asante (11), Shukree Barfield (11), Anthony Blue (11), Zackary Bowman (10), Lance Brandenburg (9), Chris Brooks (1), Brett Byford (11), Wes Cammack (10), Quentin Castille (11), Andy Christensen (3), Major Culbert (9), Phillip Dillard (11), Kevin Dixon (11), Ben Eisenhart (11), Dan Erickson (11), Joe Ganz (5), Cody Glenn (5), Tierre Green (11), Cortney Grixby (11), Thomas Grove (3), Eric Hagg (7), Victory Haines (2), Frantz Hardy (11), David Harvey (1), Roy Helu (7), Alex Henery (11), Will Henry (2), Jacob Hickman (11), Sean Hill (11), Menelik Holt (11), Mike Huff (11), Brandon Johnson (7), Andre Jones (10), D.J. Jones (7), Sam Keller (9), Tyler Kester (5), Adi Kunalic (11), Blake Lawrence (7), Thomas Lawson (9), Marlon Lucky (11), Ben Martin (6), Corey McKeon (11), Mike McNeill (6), Kyle Moore (1), Josh Mueller (8), Armando Murillo (11), Lydon Murtha (8), Carl Nicks (11), Terrence Nunn (11), Steve Octavien (11), Matt O'Hanlon (10), T.J. O'Leary (11), Niles Paul (7), Todd Peterson (11), J.B. Phillips (11), Jordan Picou (2), Zach Potter (11), Maurice Purify (10), Bo Ruud (9), Andy Sand (11), Clayton Sievers (10), Matt Slauson (11), Mike Smith (11), Ty Steinkuhler (9), Ndamukong Suh (11), Tony Sullivan (1), Nate Swift (11), Hunter Teafatiller (10), Rickey Thenarse (11), Dan Titchener (11), Barry Turner (11), Latravis Washington (5), Jake Wesch (11 as holder, 11 overall), Anthony West (10), Keith Williams (9), Bryan Wilson (11), Tyler Wortman (8), Dreu Young (8).

Game 1 | Nebraska 52, Nevada 10

SCORE BY QUARTERS	1	2	3	4	FINAL
Nevada	0	10	0	0	10
Nebraska	7	14	24	7	52

Lincoln (Sept. 1) --- Marlon Lucky erupted for a Nebraska season-opening record 233 rushing yards and three scores to power No. 20 Nebraska to a 52-10 victory over Nevada. The win was NU's 22nd straight season-opening victory.

Playing in front of 84,078 fans who formed an NCAA-record 283rd consecutive sellout at Memorial Stadium, Lucky stole the show as the featured back in Nebraska's high-powered rushing attack that racked up 413 yards on 70 attempts. Lucky's 233 yards marked a career high while he added 33 more yards receiving and another score to post the best all-purpose yardage total by a Husker in an opener and the fifth-highest total ever with 266 yards.



Lucky crossed the 100-yard mark on his first carry of the second half and became the 56th Nebraska running back to eclipse the 1,000-yard mark on the same drive. Lucky just missed a top-10 single-game rushing effort by one yard.

Although Lucky earned the headlines with this performance, freshman I-back Quentin Castille enjoyed an impressive first game by adding two rushing touchdowns while carrying 18 times for 78 yards. Six Huskers notched rushing attempts, including freshman Roy Helu, who rumbled 13 yards up the middle late in the fourth quarter to give Nebraska its first 400-yard rushing performance under Coach Bill Callahan and its highest mark since a 444-yard effort in a win over McNeese State in 2002.

Overall, Nebraska rolled to 625 total yards, its highest total of the Callahan-era and most total yardage since a 688-yard effort at Baylor in 2001.

SCORING SUMMARY

1st	04:16	NU	Lucky 16 yd pass from Keller (Henery kick)
2nd	13:58	NEV	Jaekle 36 yd field goal
	10:53	NEV	Amaya 80 yd interception return (Jaekle kick)
	06:40	NU	Lucky 1 yd run (Henery kick)
	02:22	NU	Castille 1 yd run (Henery kick)
3rd	11:30	NU	Lucky 17 yd run (Henery kick)
	08:59	NU	Lucky 3 yd run (Kunalic kick)
	04:45	NU	Kunalic 46 yd field goal
	00:50	NU	Castille 2 yd run (Henery kick)
4th	08:31	NU	Culbert 17 yd run (Henery kick)

TEAM STATISTICS

	NEV	NU
FIRST DOWNS	9	35
RUSHES-YARDS (NET)	24-77	70-413
PASSING YDS (NET)	108	212
Passes Att-Comp-Int	27-9-1	26-15-1
TOTAL OFFENSE PLAYS-YARDS	51-185	96-625
Fumble Returns-Yards	0-0	0-0
Punt Returns-Yards	2-15	5-28
Kickoff Returns-Yards	3-69	3-73
Interception Returns-Yards	1-80	1-0
Punts (Number-Avg)	10-40.1	2-44.5
Fumbles-Lost	1-0	0-0
Penalties-Yards	12-86	8-65
Possession Time	19:22	40:38
Third-Down Conversions	1 of 13	7 of 15
Fourth-Down Conversions	1 of 1	1 of 2
Red-Zone Scores-Chances	1-1	7-8
Sacks By: Number-Yards	0-0	1-9

RUSHING: Nevada-Taua, Vai 3-24; Graziano, Nick 7-20; Fragger, Brandon 7-16; Rosenblum, Alex 1-16; Randall, Courtney 2-6; Lippincott, Luke 4-minus 5. **Nebraska**-Lucky, Marlon 30-233; Castille, Quentin 18-78; Culbert, Major 5-35; Glenn, Cody 8-29; Helu, Roy 6-26; Ganz, Joe 2-15; TEAM 1-minus 3.

PASSING: Nevada-Graziano, Nick 8-24-1-109; Kaepernick, Colin 1-3-0-minus 1. **Nebraska**-Keller, Sam 14-25-1-193; Ganz, Joe 1-1-0-19.

RECEIVING: Nevada-McCoy, Mike 2-37; Mitchell, Marko 2-34; King Jr., Arthur 2-11; Sammons, Kyle 1-19; Lippincott, Luke 1-8; Wellington, Chris 1-minus 1. **Nebraska**-Lucky, Marlon 3-33; Nunn, Terrence 2-36; Swift, Nate 2-28; McNeill, Mike 1-25; Hardy, Frantz 1-24; Erickson, Dan 1-19; Sand, Andy 1-15; Young, Dreu 1-14; Peterson, Todd 1-8; Paul, Niles 1-6; Brooks, Chris 1-4.

INTERCEPTIONS: Nevada-Amaya, Jonathon 1-80. **Nebraska**-Dixon, Kevin 1-0.

FUMBLES: Nevada-King Jr., Arthur 1-0. **Nebraska**-None.

SACKS (Sacks-Yds): Nevada-None. **Nebraska**-Turner, Barry 0.5-5; Octavien, Steve 0.5-4.


TACKLES (UA-A): Nevada-Mauga, Joshua 5-8. **Nebraska**-Octavien, Steve 3-2.

Game 2 | Nebraska 20, Wake Forest 17

SCORE BY QUARTERS	1	2	3	4	FINAL
Nebraska	3	10	7	0	20
Wake Forest	0	10	7	0	17

Winston-Salem, N.C. (Sept. 8) --- The Nebraska Blackshirts made huge defensive plays late in the game to preserve an exciting 20-17 road victory by the No. 16 Huskers over defending ACC champion Wake Forest at BB&T Bank Stadium. The rugged defensive effort helped NU improve to 2-0, while Wake Forest slipped to 0-2.

After surrendering a quick touchdown to give Wake Forest a 17-13 lead less than five minutes into the second half, the Blackshirts slammed the door on the Demon Deacons the rest of the way to seal the victory in front of a sellout crowd of more than 32,000, which included between 10,000 and 15,000 Husker fans.



No defensive play was bigger than a late fourth-quarter stop with just over six minutes to go.

Senior captain **Zackary Bowman** leaped to pick off a Brett Hodges third-down pass in the end zone to stop the potential go-ahead touchdown by the Demon Deacons. Bowman's interception allowed the Huskers to dodge a big bullet that followed an interception by Wake Forest that gave the Demon Deacons a first-and-goal at NU's 10.

Bowman's interception seemed to spark the Nebraska offense, as the Huskers took control and marched NU to the Wake Forest 35. The Demon Deacon defense held on fourth down with 1:45 left to give Wake Forest one final chance. Walk-on defensive back Ben Eisenhart appeared to make the Blackshirts' final big play by intercepting a pass that was tipped by Cortney Grixby, but the call on the field was reversed by replay officials to give Wake Forest one final chance on fourth-and-10, a pass that came up short.

Although the Blackshirts held the spotlight in the second half, quarterback Sam Keller produced solid numbers by completing 24-of-41 passes for 258 yards with one touchdown. I-back Marlon Lucky carried 24 times for 90 yards, including a 22-yard touchdown run, while receiver Terrence Nunn led the NU receiving corps with six catches for 83 yards.

SCORING SUMMARY

1st	08:49	NU	Henery 22 yd field goal
2nd	10:46	WF	Swank 25 yd field goal
	07:41	NU	Henery 22 yd field goal
	05:13	WF	Hodges 1 yd run (Swank kick)
	00:16	NU	Hill 25 yd pass from Keller (Henery kick)
3rd	10:52	WF	Moore 5 yd run (Swank kick)
	08:13	NU	Lucky 22 yd run (Henery kick)

TEAM STATISTICS

	NU	WFU
FIRST DOWNS	21	18
RUSHES-YARDS (NET)	34-115	53-236
PASSING YDS (NET)	258	140
Passes Att-Comp-Int	41-24-2	24-12-2
TOTAL OFFENSE PLAYS-YARDS	75-373	77-376
Fumble Returns-Yards	0-0	0-0
Punt Returns-Yards	1-0	2-14
Kickoff Returns-Yards	4-98	4-89
Interception Returns-Yards	2-3	2-0
Punts (Number-Avg)	5-45.0	7-39.0
Fumbles-Lost	2-1	0-0
Penalties-Yards	5-26	6-51
Possession Time	27:58	32:02
Third-Down Conversions	3 of 15	9 of 20
Fourth-Down Conversions	2 of 3	1 of 2
Red-Zone Scores-Chances	2-2	3-4
Sacks By: Number-Yards	1-3	0-0

RUSHING: Nebraska-Lucky, Marlon 24-90; Castille, Quentin 6-28; Keller, Sam 2-1; TEAM 2-minus 4. **Wake Forest**-Moore, Kenneth 8-116; Andrews, Micah 14-49; Adams, Josh 8-31; Marion, Kevin 3-17; Hodges, Brett 8-14; Harris, Kevin 10-9; Bryant, De'Angelo 1-2; TEAM 1-minus 2.

PASSING: Nebraska-Keller, Sam 24-41-2-258. **Wake Forest**-Hodges, Brett 12-24-2-140.

RECEIVING: Nebraska-Nunn, Terrence 6-83; Swift, Nate 5-45; Lucky, Marlon 4-34; Purify, Maurice 3-30; Teafattler, Hunter 3-21; Hardy, Frantz 2-20; Hill, Sean 1-25. **Wake Forest**-Moore, Kenneth 4-35; Marion, Kevin 3-73; Adams, Josh 2-11; Bryant, De'Angelo 1-12; Andrews, Micah 1-6; Brinkman, Chip 1-3.

INTERCEPTIONS: Nebraska-McKeon, Corey 1-3; Bowman, Zackary 1-0. **Wake Forest**-Russell, John 1-0; Major, Kerry 1-0.

FUMBLES: Nebraska-Keller, Sam 2-1. **Wake Forest**-None.

SACKS (Sacks-Yds): Nebraska-Potter, Zach 1.0-3. **Wake Forest**-None.

TACKLES (UA-A): Nebraska-Asante, Larry 4-5. **Wake Forest**-Vaughn, Chip 5-2.

Game 3 | USC 49, Nebraska 31

SCORE BY QUARTERS	1	2	3	4	FINAL
USC	7	14	21	7	49
Nebraska	7	3	0	21	31

Lincoln (Sept. 15) --- Cody Glenn scored on a pair of one-yard touchdown plunges and Todd Peterson hauled in a pair of touchdown passes, but No. 1 USC reeled off 35 straight points in the second and third quarters to claim a 49-31 victory over No. 14 Nebraska at Memorial Stadium.

Playing in front of an NCAA record 284th consecutive sellout at Memorial Stadium and an ABC prime-time national television audience, Nebraska fed off the energy of a revved up crowd of 84,959 to take a 10-7 lead early in the second quarter after Glenn's first-quarter scoring plunge tied the score. Freshman place-kicker Alex Henery then put NU up 10-7 on a 37-yard field goal with 9:04 left in the first half.



The Trojans wasted little time in regaining the lead, pounding the ball on five straight rushing plays covering 45 yards capped by Stanley Havili's two-yard touchdown run with 6:50 remaining in the half. USC finished the night with 313 yards on 38 carries for 8.2 yards per carry, the highest per carry rushing average by an NU opponent in school history. USC added 144 yards on 19-of-30 passing to finish with 457 yards of total offense.

Nebraska closed the night with 420 yards of total offense on 82 attempts, running 14 more plays than the Trojans. Quarterback **Sam Keller** tied the school record with 36 completions on 54 attempts, while posting the fourth-highest passing yardage (389) in school history.

SCORING SUMMARY

1st	10:49	USC	Havili 5 yd pass from Booty (Buehler kick)
	01:03	NU	Glenn 1 yd run (Henery kick)
2nd	09:04	NU	Henery 37 yd field goal
	06:50	USC	Havili 2 yd run (Buehler kick)
	01:19	USC	Johnson 7 yd run (Buehler kick)
3rd	11:29	USC	McCoy 2 yd pass from Booty (Buehler kick)
	09:14	USC	Washington 1 yd run (Buehler kick)
	05:03	USC	Washington 1 yd run (Buehler kick)
4th	12:09	NU	Glenn 1 yd run (Henery kick)
	06:45	USC	Bradford 6 yd run (Buehler kick)
	04:32	NU	Peterson 20 yd pass from Keller (Hill pass from Keller)
	00:51	NU	Peterson 18 yd pass from Keller (Keller pass failed)

TEAM STATISTICS

	USC	NU
FIRST DOWNS	22	28
RUSHES-YARDS (NET)	36-309	28-31
PASSING YDS (NET)	144	389
Passes Att-Comp-Int	30-19-0	54-36-2
TOTAL OFFENSE PLAYS-YARDS	66-453	82-420
Fumble Returns-Yards	0-0	1-11
Punt Returns-Yards	1-2	2-4
Kickoff Returns-Yards	3-84	9-196
Interception Returns-Yards	2-43	0-0
Punts (Number-Avg)	4-41.0	6-37.7
Fumbles-Lost	4-1	0-0
Penalties-Yards	10-102	6-45
Possession Time	00:00	00:00
Third-Down Conversions	5 of 10	8 of 17
Fourth-Down Conversions	1 of 1	0 of 0
Red-Zone Scores-Chances	0-0	0-0
Sacks By: Number-Yards	2-19	0-0

RUSHING: USC-Johnson, Stafon 11-144; Gable, C.J. 4-69; Havili, Stanley 2-52; Washington, C. 12-43; McKnight, Joe 1-5; Bradford, Allen 5-0; Booty, J.D. 1-minus 4. **Nebraska**-Lucky, Marlon 17-33; Glenn, Cody 8-20; Nunn, Terrence 1-minus 3; Keller, Sam 2-minus 19.

PASSING: USC-Booty, J.D. 19-30-0-144. **Nebraska**-Keller, Sam 36-54-2-389

RECEIVING: USC-Davis, Fred 3-38; Ausberry, David 3-35; Turner, Patrick 3-24; Havili, Stanley 3-22; Walker, Brad 2-23; Johnson, Ronald 1-4; McCoy, Anthony 1-2; Hazelton, Vidal 1-2; McKnight, Joe 1-0; Johnson, Stafon 1-minus 6. **Nebraska**-Purify, Maurice 7-80; Lucky, Marlon 6-41; Peterson, Todd 5-74; Nunn, Terrence 4-57; Swift, Nate 4-56; Glenn, Cody 4-46; Erickson, Dan 2-21; Hill, Sean 2-10; Hardy, Frantz 2-4.

INTERCEPTIONS: USC-Moore, Kyle 1-24; Thomas, Terrell 1-19. **Nebraska**-None.

FUMBLES: USC-Joseph, Vincent 1-0; Turner, Patrick 1-0; McKnight, Joe 1-1; Reed, Desmond 1-0. **Nebraska**-None.

SACKS (Sacks-Yds): USC-Ellis, Sedrick 1-15; Jackson, Lawrence 1-4. **Nebraska**-None.

TACKLES (UA-A): USC-Rivers, Keith 7-3. **Nebraska**-Octavien, Steve 5-2.

Game 4 | Nebraska 41, Ball State 40

SCORE BY QUARTERS	1	2	3	4	FINAL
Ball State	0	10	21	9	40
Nebraska	7	7	14	13	41


Lincoln (Sept. 22) --- On a record-setting day at Memorial Stadium, Sam Keller, Marlon Lucky and the Nebraska offense rolled up 552 yards to power the Huskers to a 41-40 victory over visiting Ball State.

Keller finished the game by completing 29-of-37 passes for three touchdowns and a school-record 438 yards, eclipsing the previous mark of 431 yards set by Zac Taylor in 2005. Keller was 18-of-23 for 322 yards and three touchdowns in the second half.

On Nebraska's final drive, Keller completed 7-of-7 passes for 78 yards, including the record-setting 11-yard touchdown strike to Purify. Nebraska needed the nine-play, 82-yard touchdown drive to cap an impressive rally from a nine-point, fourth-quarter deficit.

Keller's record-setting day highlighted an offensive explosion, as Nebraska racked up 552 yards of total offense only to be outgained by Ball State, which produced 610 yards of offense, the third-highest total ever by an opponent at Memorial Stadium. BSU quarterback Nate Davis threw for 422 yards and three touchdowns while Dante Love made 10 catches for 214 yards and a touchdown.

Marlon Lucky caught 11 passes for 81 yards, the most receptions ever by a running back at Nebraska. He added his second 100-yard rushing day of the season with 102 yards on 21 carries. Purify (122 yards) and **Sean Hill** (129) became the first NU teammates to top 100 receiving yards in the same game while posting a touchdown apiece.



SCORING SUMMARY

1st	10:17	NU	Lucky 28 yd run (Henery kick)
2nd	09:46	BSU	Hill 20 yd pass from Davis (Hogue kick)
	04:41	BSU	Hogue 45 yd field goal
	00:26	NU	Castille 1 yd run (Henery kick)
3rd	11:31	BSU	Davis 14 yd run (Hogue kick)
	06:39	NU	Hill 73 yd pass from Keller (Henery kick)
	04:55	BSU	Lewis 43 yd run (Hogue kick)
	02:09	NU	Swift 18 yd pass from Keller (Henery kick)
	00:54	BSU	Love 58 yd pass from Davis (Hogue kick)
4th	12:50	BSU	Grant 21 yd pass from Davis (Hogue kick failed)
	09:21	NU	Ruud 34 yd interception return (Henery kick)
	07:05	BSU	Hogue 22 yd field goal
	03:13	NU	Purify 11 yd pass from Keller (Keller pass failed)

TEAM STATISTICS

	BSU	NU
FIRST DOWNS	27	25
RUSHES-YARDS (NET)	36-188	36-114
PASSING YDS (NET)	422	438
Passes Att-Comp-Int	43-26-1	37-29-1
TOTAL OFFENSE PLAYS-YARDS	79-610	73-552
Fumble Returns-Yards	0-0	0-0
Punt Returns-Yards	1-12	2-17
Kickoff Returns-Yards	3-64	7-141
Interception Returns-Yards	1-0	1-34
Punts (Number-Avg)	3-45.0	4-42.8
Fumbles-Lost	2-1	2-2
Penalties-Yards	4-34	5-50
Possession Time	27:08	32:52
Third-Down Conversions	9 of 15	8 of 13
Fourth-Down Conversions	0 of 0	1 of 1
Red-Zone Scores-Chances	3-3	3-3
Sacks By: Number-Yards	3-14	1-4

RUSHING: Ball State-Lewis, MiQuale 19-122; Davis, Nate 6-57; Edmonds, Frank 6-5; Love, Dante 4-2; Lewis, Trey 1-2. **Nebraska**-Lucky, Marlon 21-102; Castille, Quentin 5-16; Helu, Roy 4-13; TEAM 1-minus 2; Keller, Sam 5-minus 15.

PASSING: Ball State-Davis, Nate 26-43-1-422. **Nebraska**-Keller, Sam 29-37-1-438.

RECEIVING: Ball State-Love, Dante 10-214; Hill, Darius 5-93; Everett, Joe 3-39; Lewis, MiQuale 3-25; Edmonds, Frank 2-16; Grant, Madaris 1-21; Davis, Nate 1-9; Dunford, Dan 1-5. **Nebraska**-Lucky, Marlon 11-81; Purify, Maurice 6-122; Hill, Sean 3-129; Peterson, Todd 3-43; Nunn, Terrence 3-25; Swift, Nate 1-18; Castille, Quentin 1-15; Helu, Roy 1-5.

INTERCEPTIONS: Ball State-Hill, B.J. 1-0. **Nebraska**-Ruud, Bo 1-34.

FUMBLES: Ball State-Davis, Nate 1-1; Love, Dante 1-0. **Nebraska**-Castille, Quentin 1-1; Keller, Sam 1-1.

SACKS (Sacks-Yds): Ball State-Crawford, B. 1.5-6; Booker, Cortlan 1-6; Meeks, Kenny 0.5-2. **Nebraska**-Potter, Zach 1.0-4.

TACKLES (UA-A): Ball State-Hill, B.J. 7-3. **Nebraska**-Octavien, Steve 5-2.

Game 5 | Nebraska 35, Iowa State 17

SCORE BY QUARTERS	1	2	3	4	FINAL
Iowa State	3	7	0	7	17
Nebraska	0	14	14	7	35

Lincoln (Sept. 29) --- In a game that featured plenty of crucial changes of possession on turnovers, senior linebacker Bo Ruud made the game's biggest play with his 93-yard interception return late in the third quarter that sealed the win for the Huskers. Nebraska earned the 35-17 victory over Iowa State to open conference play with a victory for the 32nd time in the past 33 years.

Playing in front of 84,703 fans at Memorial Stadium, Ruud's interception was created by a third-down breakup by **Cortney Grixby**. It was one of four turnovers by the Cyclones, who lost despite holding onto the ball for more than 39 minutes and running 102 plays, compared to just 59 plays by the Huskers.

Grixby, who made a key block on Ruud's huge return, also picked off two passes. His return of the second interception for 41 yards to the ISU 3 set up Thomas Lawson's second touchdown reception of the afternoon and iced NU's 18-point win.

Grixby also helped kickstart the Husker offense late in the first half with the longest kickoff return of his career. For the day, Grixby finished with a 140 all-purpose yards, including 87 yards on two kickoff returns, a 12-yard punt return and 41 yards on his two interception returns.

The Husker offense was productive in its short time on the field. Marlon Lucky got things started with a 20-yard touchdown pass to tight end Sean Hill in the second quarter, and after Lawson's first scoring reception, Lucky added a 41-yard TD run to push the lead to 21-10. Lucky finished the day with 107 yards on the ground while quarterback Sam Keller was 18-of-28 through the air for 219 yards and two touchdowns.



SCORING SUMMARY

1st	02:50	ISU	Culbertson 30 yd field goal
2nd	07:47	ISU	Scales 3 yd run (Culbertson kick)
	04:34	NU	Hill 20 yd pass from Lucky (Henery kick)
	01:08	NU	Lawson 6 yd pass from Keller Sam (Henery kick)
3rd	14:01	NU	Lucky 41 yd run (Henery kick)
	02:13	NU	Ruud 93 yd interception return (Henery kick)
4th	06:57	ISU	Scales 6 yd run (Culbertson kick)
	02:25	NU	Lawson 4 yd pass from Keller (Henery kick)

TEAM STATISTICS

	ISU	NU
FIRST DOWNS	28	17
RUSHES-YARDS (NET)	51-134	30-130
PASSING YDS (NET)	281	239
Passes Att-Comp-Int	51-26-3	29-19-1
TOTAL OFFENSE PLAYS-YARDS	102-415	59-369
Fumble Returns-Yards	1-34	0-0
Punt Returns-Yards	3-15	1-12
Kickoff Returns-Yards	2-20	4-111
Interception Returns-Yards	1-0	3-134
Punts (Number-Avg)	4-42.5	4-38.5
Fumbles-Lost	3-1	2-2
Penalties-Yards	1-5	4-50
Possession Time	39:12	20:48
Third-Down Conversions	9 of 22	7 of 12
Fourth-Down Conversions	2 of 4	0 of 0
Red-Zone Scores-Chances	3-5	3-5
Sacks By: Number-Yards	0-0	3-18

RUSHING: Iowa State-Scales, Jason 31-115; Meyer, Bret 12-28; Brandtner, Mike 1-4; Franklin, Wallace 1-2; Arnaud, Austen 5-minus 7; Robinson, Alexan 1-minus 8. **Nebraska**-Lucky, Marlon 16-107; Glenn, Cody 8-27; Keller, Sam 4-7; Castille, Quentin 1-0; Nunn, Terrence 1-minus 11.

PASSING: Iowa State-Meyer, Bret 26-51-3-281; Arnaud, Austen 0-0-0-0. **Nebraska**-Keller, Sam 18-28-1-219; Lucky, Marlon 1-1-0-20.

RECEIVING: Iowa State-Hamilton, Marqui 6-72; Sumrall, R.J. 6-56; Blythe, Todd 5-84; Barkema, Ben 3-23; Scales, Jason 3-19; Bates, Phillip 2-19; Catlett, Derrick 1-8. **Nebraska**-Swift, Nate 4-59; Lucky, Marlon 4-16; Purify, Maurice 3-36; Hardy, Frantz 2-74; Nunn, Terrence 2-18; Lawson, Thomas 2-10; Hill, Sean 1-20; Phillips, J.B. 1-6.

INTERCEPTIONS: Iowa State-Singleton, Chris 1-0. **Nebraska**-Grixby, Cortney 2-41; Ruud, Bo 1-93.

FUMBLES: Iowa State-Williams, Drenar 1-0; Scales, Jason 1-0; Robinson, Alexan 1-1. **Nebraska**-Glenn, Cody 1-1; Lucky, Marlon 1-1.

SACKS (Sacks-Yds): Iowa State-None. **Nebraska**-Turner, Barry 1.5-9; Suh, Ndamukong 1-6; Potter, Zach 0.5-3.

TACKLES (UA-A): Iowa State-Singleton, Chris 3-5. **Nebraska**-Ruud, Bo 6-8.

Game 6 | Missouri 41, Nebraska 6

SCORE BY QUARTERS	1	2	3	4	FINAL
Nebraska	3	3	0	0	6
Missouri	14	6	14	7	41


Columbia, Mo. (Oct. 6) --- Nebraska struggled to get rolling on offense and was unable to stop MU quarterback Chase Daniel and the Missouri offense in a 41-6 loss to the No. 17 Tigers in front of a sellout crowd at Faurot Field.

In a nationally televised game on ESPN, Missouri jumped to a quick 14-0 lead in the first half and never looked back. Missouri amassed 606 yards of total offense, including 411 through the air and 195 on the ground. The Huskers managed 297 yards, including 223 yards passing and 74 rushing yards.

Daniel completed 33-of-47 passes for 401 yards with two touchdowns through the air. He added 72 yards and two rushing touchdowns on just 11 carries. Martin Rucker led the Tiger receiving corps with nine catches for 109 yards, including one touchdown. Five Missouri receivers had more than 50 receiving yards, including Coffman and Danario Alexander who both notched TD receptions.

Nebraska senior quarterback Sam Keller completed 25-of-43 pass for 223 yards, but the Huskers were held out of the end zone on the night, settling for a pair of **Alex Henery** field goals. Henery connected on a 26-yard field goal in the first quarter, before adding a career-long 39-yarder in the second quarter to improve to 5-for-5 on the season. Unfortunately, it marked the first time since a 30-3 loss at Oklahoma in 2004, that Nebraska was unable to score a touchdown.

Marlon Lucky led Nebraska's rushing game with 67 yards on 17 carries, while also leading the Huskers with seven receptions for 56 yards.



SCORING SUMMARY

1st	10:15	MU	Daniel 1 yd run (Wolfert kick)
	04:57	MU	Coffman 6 yd pass from Daniel (Wolfert kick)
	00:49	NU	Henery 26 yd field goal
2nd	05:28	MU	Wolfert 23 yd field goal
	01:51	NU	Henery 39 yd field goal
	00:09	MU	Wolfert 33 yd field goal
3rd	11:08	MU	Daniel 3 yd run (Wolfert kick)
	06:51	MU	Alexander 48 yd pass from Daniel (Wolfert kick)
4th	12:52	MU	Rucker 10 yd pass from Saunders (Wolfert kick)

TEAM STATISTICS

	NU	MU
FIRST DOWNS	20	32
RUSHES-YARDS (NET)	25-74	36-195
PASSING YDS (NET)	223	411
Passes Att-Comp-Int	43-25-1	49-34-0
TOTAL OFFENSE PLAYS-YARDS	68-297	85-606
Fumble Returns-Yards	0-0	0-0
Punt Returns-Yards	0-0	1-8
Kickoff Returns-Yards	8-167	1-26
Interception Returns-Yards	0-0	1-0
Punts (Number-Avg)	5-42.8	2-46.0
Fumbles-Lost	1-0	0-0
Penalties-Yards	10-57	9-79
Possession Time	28:20	31:40
Third-Down Conversions	6 of 16	10 of 15
Fourth-Down Conversions	0 of 1	1 of 1
Red-Zone Scores-Chances	2-2	6-6
Sacks By: Number-Yards	0-0	2-12

RUSHING: Nebraska-Lucky, Marlon 17-67; Purify, Maurice 1-8; Nunn, Terrence 1-4; Glenn, Cody 2-1; Keller, Sam 4-minus 6. **Missouri**-Daniel, Chase 11-72; Maclin, Jeremy 6-53; Washington, Der 3-18; Goldsmith, Earl 3-17; Patton, Chase 2-14; Woods, Marcus 2-11; Jackson, Jimmy 3-8; Rucker, Martin 3-4; Temple, Tony 3-minus 2.

PASSING: Nebraska-Keller, Sam 25-43-1-223. **Missouri**-Daniel, Chase 33-47-0-401; Patton, Chase 0-1-0-0; Saunders, Tommy 1-1-0-10.

RECEIVING: Nebraska-Lucky, Marlon 7-56; Purify, Maurice 5-40; Swift, Nate 4-50; Hill, Sean 4-45; Hardy, Frantz 2-20; Glenn, Cody 2-6; Erickson, Dan 1-6. **Missouri**-Rucker, Martin 9-109; Coffman, Chase 6-75; Franklin, Willi 6-56; Maclin, Jeremy 4-62; Alexander, Dana 3-56; Saunders, Tommy 3-28; Temple, Tony 1-20; Ray, Jason 1-5; Goldsmith, Earl 1-0.

INTERCEPTIONS: Nebraska-None. **Missouri**-Brown, Cornelius 1-0

FUMBLES: Nebraska-Keller, Sam 1-0. **Missouri**-None.

SACKS (Sacks-Yds): Nebraska-None. **Missouri**-Alexander, Van 1.0-7; Chavis, Tommy 1.0-5.

TACKLES (UA-A): Nebraska-Brandenburgh, Lance 6-4; Ruud, Bo 5-5. **Missouri**-Weatherspoon, Scott 4-5.

Game 7 | Oklahoma State 45, Nebraska 14

SCORE BY QUARTERS	1	2	3	4	FINAL
Oklahoma State	17	21	0	7	45
Nebraska	0	0	0	14	14

Lincoln (Oct. 13) --- Oklahoma State jumped to a 17-0 lead after one quarter and never looked back in a 45-14 victory over Nebraska at Memorial Stadium. The loss marked just the Huskers' second in their past 39 Homecoming games in Lincoln, while OSU posted its second-ever victory at Memorial Stadium and the first since 1960.

OSU extended its advantage to 38-0 by halftime, marking the most points Nebraska has allowed in the first half of a home game. NU continued to battle in the second half, posting a pair of fourth-quarter touchdowns, but the outcome was never in doubt.

Freshman running back **Quentin Castille** provided the bright spot for the Husker offense, churning out 102 yards on 20 carries for his first career game over the century mark. Fellow freshman Roy Helu added 55 yards on 14 totes, also career bests, while junior Marlon Lucky carried 13 times for 66 yards. NU finished with 206 rushing yards.

Oklahoma State opened the game by scoring on its first six possessions, including five touchdowns. OSU had 357 yards in the first half, on its way to 551 total yards—317 on the ground and 234 through the air. Dantrell Savage finished the game with 212 yards rushing on 25 carries. Quarterback Zac Robinson finished the day with 33 yards rushing and 234 yards passing. Adarius Bowman was Robinson's top target with six receptions for 100 yards.

Nebraska had one serious scoring threat in the first half, but the Huskers were stopped on a 4th-and-2 at the OSU 10, while trailing 17-0. Nebraska's first score of the day came on a 13-yard touchdown pass from Sam Keller to tight end J.B. Phillips on the first play of the fourth quarter. After OSU scored in the fourth quarter, Nebraska closed the scoring with a one-yard TD pass from Keller to Thomas Lawson late in the contest.



SCORING SUMMARY			
1st	11:34	OSU	Crosslin 1 yd run (Ricks kick)
	06:08	OSU	Ricks 21 yd field goal
	04:06	OSU	Newton 41 yd pass from Robinson (Ricks kick)
2nd	10:39	OSU	Hunter 33 yd run (Ricks kick)
	05:51	OSU	Crosslin 1 yd run (Ricks kick)
	01:54	OSU	Robinson 3 yd run (Ricks kick)
4th	14:55	NU	Phillips 13 yd pass from Keller (Henery kick)
	05:25	OSU	Savage, Dantrell 30 yd run (Bailey kick)
	00:39	NU	Lawson 1 yd pass from Keller (Henery kick)

TEAM STATISTICS	OSU	NU
FIRST DOWNS	26	17
RUSHES-YARDS (NET)	51-317	50-206
PASSING YDS (NET)	234	129
Passes Att-Comp-Int	20-12-0	18-10-2
TOTAL OFFENSE PLAYS-YARDS	71-551	68-335
Fumble Returns-Yards	0-0	0-0
Punt Returns-Yards	2-1	1-6
Kickoff Returns-Yards	1-4	8-187
Interception Returns-Yards	2-0	0-0
Punts (Number-Avg)	2-39.0	4-36.8
Fumbles-Lost	0-0	3-1
Penalties-Yards	7-62	6-57
Possession Time	29:10	30:50
Third-Down Conversions	6 of 10	7 of 16
Fourth-Down Conversions	0 of 0	1 of 3
Red-Zone Scores-Chances	5-6	2-3
Sacks By: Number-Yards	2-17	0-0

RUSHING: Oklahoma State-Savage, D. 25-212; Hunter, Kendall 10-67; Robinson, Zac 9-33; Crosslin, J. 4-4; Cole, William 1-3; TEAM 2-minus 2. **Nebraska**-Castille, Quentin 20-102; Lucky, Marlon 13-66; Helu, Roy 14-55; Keller, Sam 3-minus 17.

PASSING: Oklahoma State-Robinson, Zac 12-19-0-234; Savage, D. 0-1-0-0. **Nebraska**-Keller, Sam 10-18-2-129.

RECEIVING: Oklahoma State-Bowman, Adarius 6-100; Pettigrew, B. 2-46; Hunter, Kendall 2-37; Newton, Seth 1-41; Savage, D. 1-10. **Nebraska**-Nunn, Terrence 4-24; Peterson, Todd 1-44; Purify, Maurice 1-24; Helu, Roy 1-21; Phillips, J.B. 1-13; Lucky, Marlon 1-2; Lawson, Thomas 1-1.

INTERCEPTIONS: Oklahoma State-Johnson, R. 1-0; Cox, Perrish 1-0. **Nebraska**-None

FUMBLES: Oklahoma State-None. **Nebraska**-Keller, Sam 1-1; Castille, Quentin 1-0; Gribxy, Cortney 1-0.

SACKS (Sacks-Yds): Oklahoma State-Woods, Donovan 1-9; Jarka, Shane 1-8. **Nebraska**-None.

TACKLES (UA-A): Oklahoma State-Lavine, Patrick 8-5. **Nebraska**-McKeon, Corey 6-4.

Game 8 | Texas A&M 36, Nebraska 14

SCORE BY QUARTERS	1	2	3	4	FINAL
Texas A&M	9	7	14	6	36
Nebraska	7	7	0	0	14


Lincoln (Oct. 20) --- **Marlon Lucky** broke his own Nebraska running back record by hauling in 13 receptions for 125 yards, but it was not enough to offset a powerful Texas A&M running game, as the Huskers fell to the Aggies, 36-14, at Memorial Stadium.

The Huskers trailed 16-14 at the half, before Texas A&M took control of the game in the third quarter. Nebraska watched Texas A&M produce three long scoring drives to consume most of the second-half clock. The Aggies scored on drives of 80, 80 and 76 yards in the second half, eating up 15:40 on 34 plays on those drives.

Texas A&M's Jorvorskie Lane capped all three drives with short touchdown runs, as he finished the day with 15 carries for 130 yards and four scores. Lane wasn't the only Aggie to put up big numbers on the ground as A&M quarterback Stephen McGee carried a career-high 35 times for 167 yards.

As a team, the Aggies rushed for 359 yards, while adding 100 yards through the air to finish the day with 459 yards of total offense. The Huskers also amassed more than 400 yards of total offense, led by Sam Keller's 275 passing yards. NU added 130 yards on the ground, including 60 yards and one touchdown on just nine carries from freshman I-back Quentin Castille.

Although the total offense numbers were similar, Nebraska was victimized by three fumbles, while Texas A&M did not commit a turnover on the afternoon.



SCORING SUMMARY			
1st	09:17	TAMU	Taylor 2 yd pass from McGee (Szymanski kick blocked)
	06:32	NU	Castille 3 yd run (Henery kick)
	01:35	TAMU	Szymanski 39 yd field goal
2nd	10:38	TAMU	Lane 1 yd run (Szymanski kick)
	02:26	NU	Purify 10 yd pass from Keller (Henery kick)
3rd	11:05	TAMU	Lane 2 yd run (Szymanski kick)
	04:29	TAMU	Lane 4 yd run (Szymanski kick)
4th	04:32	TAMU	Lane 1 yd run (Franks rush failed)

TEAM STATISTICS	A&M	NU
FIRST DOWNS	28	24
RUSHES-YARDS (NET)	66-359	26-130
PASSING YDS (NET)	100	275
Passes Att-Comp-Int	22-13-0	44-26-0
TOTAL OFFENSE PLAYS-YARDS	88-459	70-405
Fumble Returns-Yards	0-0	0-0
Punt Returns-Yards	2-14	2-10
Kickoff Returns-Yards	0-0	3-65
Interception Returns-Yards	0-0	0-0
Punts (Number-Avg)	5-40.0	4-41.8
Fumbles-Lost	0-0	3-3
Penalties-Yards	5-38	4-30
Possession Time	36:55	23:05
Third-Down Conversions	7 of 15	6 of 13
Fourth-Down Conversions	2 of 2	1 of 3
Red-Zone Scores-Chances	6-6	2-3
Sacks By: Number-Yards	2-8	2-17

RUSHING: Texas A&M-McGee, Stephen 35-167; Lane, Jorvorskie. 15-130; Goodson, Mike 8-32; Johnson, Jerrod 4-18; Tarrant, Corn. 2-7; Smith, Keondra 1-3; Alexander, Chris 1-2. **Nebraska**-Castille, Quentin 9-60; Helu, Roy 5-39; Lane, Marlon 8-23; Hardy, Frantz 1-19; Keller, Sam 3-minus 11.

PASSING: Texas A&M-McGee, Stephen 13-22-0-100. **Nebraska**-Keller, Sam 26-44-0-275.

RECEIVING: Texas A&M-Brown, Pierre 4-49; Thomas, Joey 2-19; Alexander, Chris 2-16; Taylor, Earvin 2-0; Franks, Kerry 1-9; Lane, Jorvorskie. 1-5; Goodson, Mike 1-2. **Nebraska**-Lucky, Marlon 13-125; Purify, Maurice 3-42; Swift, Nate 3-40; Hill, Sean 3-33; Nunn, Terrence 2-27; Erickson, Dan 1-6; Helu, Roy 1-2.

INTERCEPTIONS: Texas A&M-None. **Nebraska**-None

FUMBLES: Texas A&M-None. **Nebraska**-Castille, Q. 1-1; Keller, Sam 1-1; Swift, Nate 1-1.

SACKS (Sacks-Yds): Texas A&M-Miller, Von 1-4; Dixon, Alton 1-4. **Nebraska**-West, Anthony 1-9, McKeon, Corey 1-8.

TACKLES (UA-A): Texas A&M-Dodge, Mark 5-6. **Nebraska**-McKeon, Corey 3-11.

Game 9 | Texas 28, Nebraska 25

SCORE BY QUARTERS	1	2	3	4	FINAL
Nebraska	0	10	7	8	25
Texas	3	0	6	19	28

Austin, Texas (Oct. 27) --- Junior wide receiver **Nate Swift** grabbed a pair of touchdown passes and the Nebraska Blackshirt defense turned in a stellar defensive performance for three quarters, but No. 17 Texas ran off 25 straight points in the final 20 minutes to secure a 28-25 win.

The Huskers held the Longhorns out of the end zone for the first three quarters and reeled off 17 unanswered points to take control of the game in the second and third quarters. But three Ryan Bailey field goals in the first 45 minutes and three long touchdown runs by Jamaal Charles in the final 15 minutes propelled the Longhorns to the victory.

Charles ran the Longhorns to victory by posting a Husker all-time opponent record with 290 yards on the afternoon, breaking the previous mark of 247 yards held by Oklahoma's Billy Sims in 1979. Nebraska finished the day with 447 total yards, while Texas amassed 545 total yards, including 261 yards in the final quarter, with 248 of those coming on the ground.

Sam Keller completed 23-of-35 passes for 298 yards with two touchdowns and no interceptions. Keller's favorite connection against UT was Swift, as the junior from Minnesota hauled in six passes for 112 yards and two touchdowns. Despite the battery of McCoy, it was Keller who was knocked out of the game on NU's final drive.

Junior quarterback Joe Ganz stepped in and completed 2-of-3 passes for 17 yards with both completions to Maurice Purify, including a 13-yard connection on fourth down and a four-yard touchdown strike. Ganz also added a 12-yard run to keep NU's drive alive. Ganz also hooked up with Swift on a two-point conversion to pull the Huskers within a field goal.



SCORING SUMMARY

1st	03:05	UT	Bailey 38 yd field goal
2nd	13:41	NU	Henry 31 yd field goal
	00:36	NU	Swift 24 yd pass from Keller (Henry kick)
3rd	12:32	NU	Swift 23 yd pass from Keller (Henry kick)
	03:56	UT	Bailey 47 yd field goal
	00:02	UT	Bailey 49 yd field goal
4th	12:23	UT	Charles 25 yd run (McCoy pass failed)
	07:33	UT	Charles 86 yd run (McCoy rush failed)
	03:34	UT	Charles 40 yd run (Bailey kick)
	01:55	NU	Purify 4 yd pass from Ganz (Swift pass from Ganz)

TEAM STATISTICS

	NU	UT
FIRST DOWNS	20	25
RUSHES-YARDS (NET)	38-132	48-364
PASSING YDS (NET)	315	181
Passes Att-Comp-Int	38-25-0	29-12-1
TOTAL OFFENSE PLAYS-YARDS	76-447	77-545
Fumble Returns-Yards	0-0	1-7
Punt Returns-Yards	0-0	2-6
Kickoff Returns-Yards	4-87	4-71
Interception Returns-Yards	1-0	0-0
Punts (Number-Avg)	8-42.6	4-42.5
Fumbles-Lost	1-1	1-0
Penalties-Yards	9-59	3-25
Possession Time	30:28	29:32
Third-Down Conversions	6 of 17	7 of 16
Fourth-Down Conversions	2 of 2	0 of 0
Red-Zone Scores-Chances	3-3	0-1
Sacks By: Number-Yards	1-3	2-18

RUSHING: Nebraska-Lucky, Marlon 24-111; Helu, Roy 5-14; Castille, Q. 5-12; Ganz, Joe 1-12; Glenn, Cody 1-1; Keller, Sam 2-minus 18. **Texas**-Charles, Jamaal 33-290; McCoy, Colt 11-55; McGee, Vondrell 3-22; Ogbonnaya, Chri 1-minus 3.

PASSING: Nebraska-Keller, Sam 23-35-0-298; Ganz, Joe 2-3-0-17. **Texas**-McCoy, Colt 12-28-1-181; TEAM 0-1-0-0.

RECEIVING: Nebraska-Swift, Nate 6-112; Lucky, Marlon 6-41; Purify, Maurice 5-38; Nunn, Terrence 2-29; Sand, Andy 2-16; Hill, Sean 2-13; Hardy, Frantz 1-56; Helu, Roy 1-10. **Texas**-Cosby, Quan 5-113; Jones, Nate 4-33; Finley, Jermich 2-25; Ogbonnaya, Chri 1-10.

INTERCEPTIONS: Nebraska-Potter, Zach 1-0. **Texas**-None.

FUMBLES: Nebraska-Keller, Sam 1-1. **Texas**-Cosby, Quan 1-0.

SACKS (Sacks-Yds): Nebraska-Poulosky, Andy 1-3. **Texas**-Orakpo, Brian 1-11. Okam, Frank 1-7.

TACKLES (UA-A): Nebraska-Asante, Larry 7-2. **Texas**-Kindle, Sergio 7-1.

Game 10 | Kansas 76, Nebraska 39

SCORE BY QUARTERS	1	2	3	4	FINAL
Nebraska	14	10	7	8	39
Kansas	21	27	21	7	76

Lawrence, Kansas (Nov. 3) --- In his first career start as Nebraska's quarterback, Joe Ganz threw for more than 400 yards and led the Husker offense to 39 points, but it was not enough in NU's 76-39 loss at No. 8 Kansas.

Ganz finished the day by completing 25-of-50 passes for 405 yards and four touchdowns to lead Nebraska to the biggest offensive output allowed by KU's defense this season. NU's 39 points surpassed the total output produced KU's first five opponents combined at home this season (33 points).

Senior wide receiver **Maurice Purify** was Ganz's favorite target on the day. Purify finished with career highs in receptions (7) and receiving yards (158) while becoming the first Husker with three touchdown catches in one game since 2000. Marlon Lucky added six catches for 82 yards, including a 62-yarder.

The Jayhawks were even more efficient than NU in producing the highest point total ever by a Husker opponent. The Jayhawks took their first lead at 21-14 at the end of the first quarter and carried a 48-24 lead into the locker room at the half.



SCORING SUMMARY

1st	03:05	UT	Bailey 38 yd field goal
1st	09:04	NU	Ganz 3 yd run (Henry kick)
	06:38	KU	Meier 13 yd pass from Reesing (Webb kick)7
	04:58	NU	Lucky 62 yd pass from Ganz (Henry kick)
	03:16	KU	McAnderson 2 yd run (Webb kick)
	01:00	KU	Sharp 26 yd pass from Reesing (Webb kick)
2nd	10:34	KU	McAnderson 9 yd run (Webb kick)
	09:44	NU	Purify 19 yd pass from Ganz (Henry kick)
	08:30	KU	Henry 5 yd pass from Reesing (Webb kick)
	02:43	KU	McAnderson 1 yd run (Webb kick)
	01:16	KU	Briscoe 13 yd pass from Reesing (Webb kick failed)
	00:12	NU	Henry 27 yd field goal
3rd	11:39	NU	Purify 14 yd pass from Ganz (Henry kick)
	08:17	KU	Briscoe 14 yd pass from Reesing (Webb kick)
	05:45	KU	Briscoe 7 yd pass from Reesing (Webb kick)
	03:34	KU	Sharp 11 yd run (Webb kick)
4th	11:12	KU	McAnderson 6 yd run (Webb kick)
	04:26	NU	Purify 8 yd pass from Ganz (Swift pass from Ganz)

TEAM STATISTICS

	NU	KU
FIRST DOWNS	22	34
RUSHES-YARDS (NET)	23-79	49-218
PASSING YDS (NET)	405	354
Passes Att-Comp-Int	50-25-4	41-30-0
TOTAL OFFENSE PLAYS-YARDS	73-484	90-572
Fumble Returns-Yards	0-0	0-0
Punt Returns-Yards	0-0	2-8
Kickoff Returns-Yards	8-161	6-203
Interception Returns-Yards	0-0	4-66
Punts (Number-Avg)	3-36.3	1-22.0
Fumbles-Lost	1-1	0-0
Penalties-Yards	4-22	2-10
Possession Time	24:39	35:21
Third-Down Conversions	8 of 15	12 of 15
Fourth-Down Conversions	1 of 1	0 of 0
Red-Zone Scores-Chances	5-5	10-10
Sacks By: Number-Yards	0-0	1-7

RUSHING: Nebraska-Helu, Roy 9-56; Lucky, Marlon 8-15; Ganz, Joe 5-11; Castille, Quentin 1-minus 3. **Kansas**-McAnderson, Branden 25-119; Sharp, Jake 11-44; Henry, Marcus 1-23; Quigley, Angus 6-17; Reesing, Todd 4-10; Meier, Kerry 1-5; TEAM 1-0.

PASSING: Nebraska-Ganz, Joe 25-50-4-405. **Kansas**-Reesing, Todd 30-41-0-354.

RECEIVING: Nebraska-Purify, Maurice 7-158; Lucky, Marlon 6-83; Swift, Nate 3-42; Peterson, Todd 2-59; Hill, Sean 2-13; Hardy, Frantz 1-13; Teafatiller, Hunter 1-13; Holt, Menelik 1-13; Nunn, Terrence 1-9; Helu, Roy 1-2. **Kansas**-Henry, Marcus 6-101; Fields, Dexton 6-55; Briscoe, Dezmon 5-52; Fine, Derek 5-33; Meier, Kerry 4-42; Sharp, Jake 2-27; McAnderson, Bra 1-36; Foster, Jeff 1-8.

INTERCEPTIONS: Nebraska-None. **Kansas**-Stuckey, Darrel 1-38; Thornton, Justi 1-25; Rivera, Mike 1-3; Larson, John 1-0.

FUMBLES: Nebraska-Castille, Quentin 1-1. **Kansas**-None.

SACKS (Sacks-Yds): Nebraska-None. **Kansas**-Blakesley, Cale 1-7.

TACKLES (UA-A): Nebraska-Octavien, Steve 6-5. **Kansas**-Rivera, Mike 3-4.

Game 11 | Nebraska 73, Kansas State 31

SCORE BY QUARTERS	1	2	3	4	FINAL
Kansas State	10	0	7	14	31
Nebraska	14	24	14	21	73

Lincoln (Nov. 10) ---Joe Ganz produced one of the best individual offensive performances in school history to lead a high-powered Nebraska offense to a 73-31 victory over visiting Kansas State in the Big Red's regular-season home finale.

Ganz shattered both Nebraska's single-game total offense (528 yards) and single-game passing records (510 yards), while adding a school record for the most touchdown passes thrown in a game with seven. Nebraska amassed 702 yards of total offense on the day, the first time since 1995 (vs. Iowa State) that the Huskers crossed the 700-yard plateau.



Wide receiver Maurice Purify led NU aerial attack with six receptions for 108 yards, while Frantz Hardy tied a school record with three touchdown receptions for a total of 83 yards and Terrence Nunn added five catches for 56 yards and a touchdown. I-back Marlon Lucky added six catches for 78 yards and posted 103 yards with two scores on the ground.

Senior cornerback Cortney Grixby ignited the Husker faithful with a scintillating 94-yard kickoff return for a touchdown to tie the score midway through the opening quarter.

SCORING SUMMARY

1st	08:55	KS	Nelson 21 yd pass from Freeman (Rossman kick)
	08:42	NU	Grixby 94 yd kickoff return (Henery kick)
	04:34	KS	Rossman 31 yd field goal
2nd	00:32	NU	Lucky 26 yd pass from Ganz (Henery kick)
	13:09	NU	Hardy 36 yd pass from Ganz (Henery kick)
	06:39	NU	Henery 27 yd field goal
	02:05	NU	Lucky 5 yd run (Henery kick)
	00:08	NU	Peterson 23 yd pass from Ganz (Henery kick)
3rd	12:00	NU	Hardy 8 yd pass from Ganz (Henery kick)
	06:16	NU	Hardy 39 yd pass from Ganz (Henery kick)
	02:48	KS	Freeman 4 yd run (Rossman kick)
4th	14:17	NU	Nunn 7 yd pass from Ganz (Henery kick)
	10:58	NU	Peterson 11 yd pass from Ganz (Henery kick)
	10:02	KS	Alstatt 1 yd pass from Freeman (Rossman kick)
	04:04	NU	Lucky 3 yd run (Henery kick)
	02:19	KS	Johnson 53 yd run (Rossman kick)

TEAM STATISTICS

	KSU	NU
FIRST DOWNS	24	35
RUSHES-YARDS (NET)	28-108	37-183
PASSING YDS (NET)	320	519
Passes Att-Comp-Int	44-26-0	43-31-0
TOTAL OFFENSE PLAYS-YARDS	72-428	80-702
Fumble Returns-Yards	0-0	0-0
Punt Returns-Yards	0-0	3-48
Kickoff Returns-Yards	7-92	5-154
Interception Returns-Yards	0-0	0-0
Punts (Number-Avg)	6-42.0	1-36.0
Fumbles-Lost	3-0	1-0
Penalties-Yards	7-40	6-71
Possession Time	25:49	34:11
Third-Down Conversions	6 of 14	5 of 11
Fourth-Down Conversions	0 of 1	3 of 3
Red-Zone Scores-Chances	4-4	6-6
Sacks By: Number-Yards	3-15	4-40

RUSHING: Kansas State-Johnson, James 16-129; Patton, Leon 3-15; Murphy, Deon 2-4; TEAM 1-minus 15; Freeman, Josh 6-minus 25. Nebraska-Lucky, Marlon 16-103; Castille, Q. 11-50; Ganz, Joe 6-18; Purify, Maurice 1-7; Helu, Roy 2-6; TEAM 1-minus 1.

PASSING: Kansas State-Freeman, Josh 26-44-0-320. Nebraska-Ganz, Joe 30-40-0-510; Davis, Beau 1-1-0-9; TEAM 0-1-0-0; Lucky, Marlon 0-1-0-0.

RECEIVING: Kansas State-Nelson, Jordy 9-125; Murphy, Deon 5-106; Johnson, James 3-38; Mastrud, Jeron 3-13; Gonzalez, Daniel 2-25; Purvis, Tony 1-6; Wilson, Cedric 1-5; Alstatt, Brett 1-1; Patton, Leon 1-1. Nebraska-Purify, Maurice 6-108; Lucky, Marlon 6-78; Nunn, Terrence 5-56; Peterson, Todd 4-85; Hardy, Frantz 3-83; Erickson, Dan 3-25; Swift, Nate 2-38; Holt, Menelik 1-35; Castille, Quentin 1-11.

INTERCEPTIONS: Kansas State-None. Nebraska-None

FUMBLES: Kansas State-TEAM 2-0; McKinney, Justin 1-0. Nebraska-Ganz, Joe 1-0.

SACKS (Sacks-Yds): Kansas State-Campbell, Ian 1-10; Houlik, John 1-3; Cheatham, Ray 1-2. Nebraska-Turner, Barry 1-19; Green, Tierre 1-14 Octavien, Steve 1.5-5; Murillo, Armando 0.5-2.

TACKLES (UA-A): Kansas State-Carney, Chris 6-7. Nebraska-Octavien, Steve 4-5.